



INTERIOR SIGNAGE

BID PACKAGE

Architecture: _____

Project _____

Submittal No. _____

- NO EXCEPTIONS TAKEN
- MAKE CORRECTIONS NOTED
- REVISE AND RESUBMIT
- REJECTED
- NOT REVIEWED

Checking is only for general conformance with the design concept of the project and general compliance with the information given in the contract documents. Any action shown is subject to the requirements of the plans and specifications. Contractor is responsible for: dimensions which shall be confirmed and correlated at the job site; fabrication processes and techniques of construction, coordination of this work with that of all other trades and the satisfactory performance of this work. Any corrections shown on this submittal shall not be deemed an order for extra work.

Date _____ By _____

FLOOR ID

Font: Helvetica

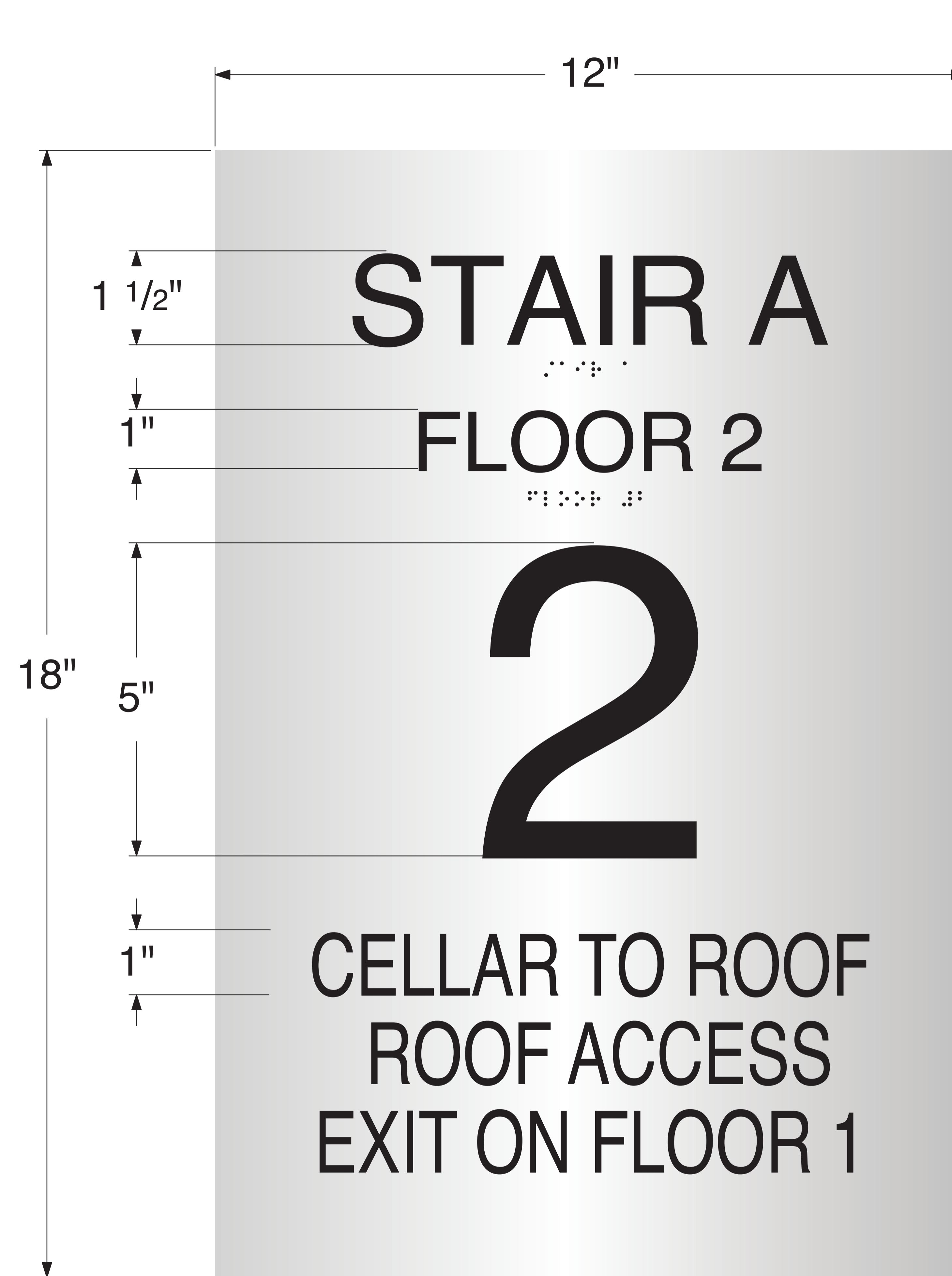
Background: 1/8" Thick Non-Glare Acrylic

Text: 1/32" Raised Tactile Text

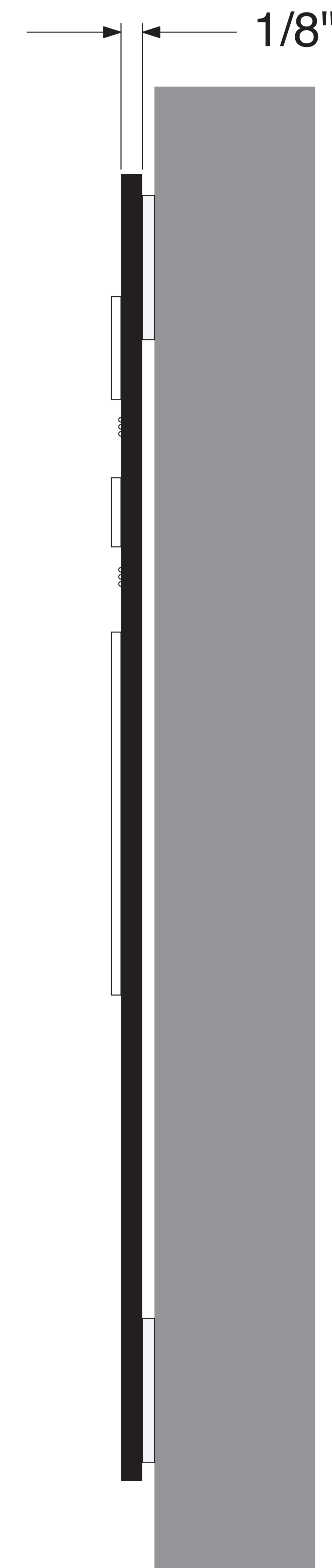
Braille: Grade Two Clear Raster

Mounting: D/F Tape & Silicone

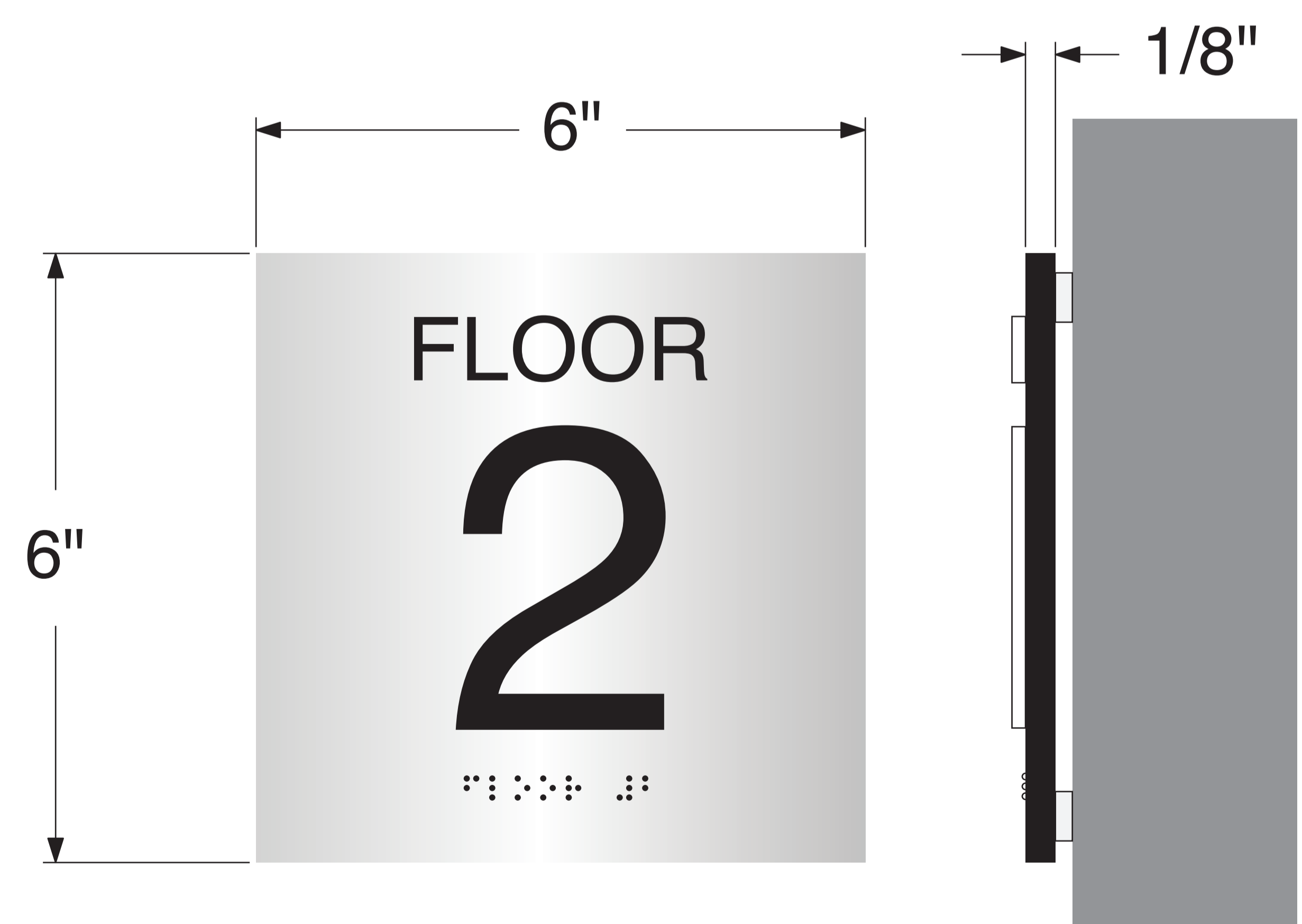
Size: 12" x 18"



F-1

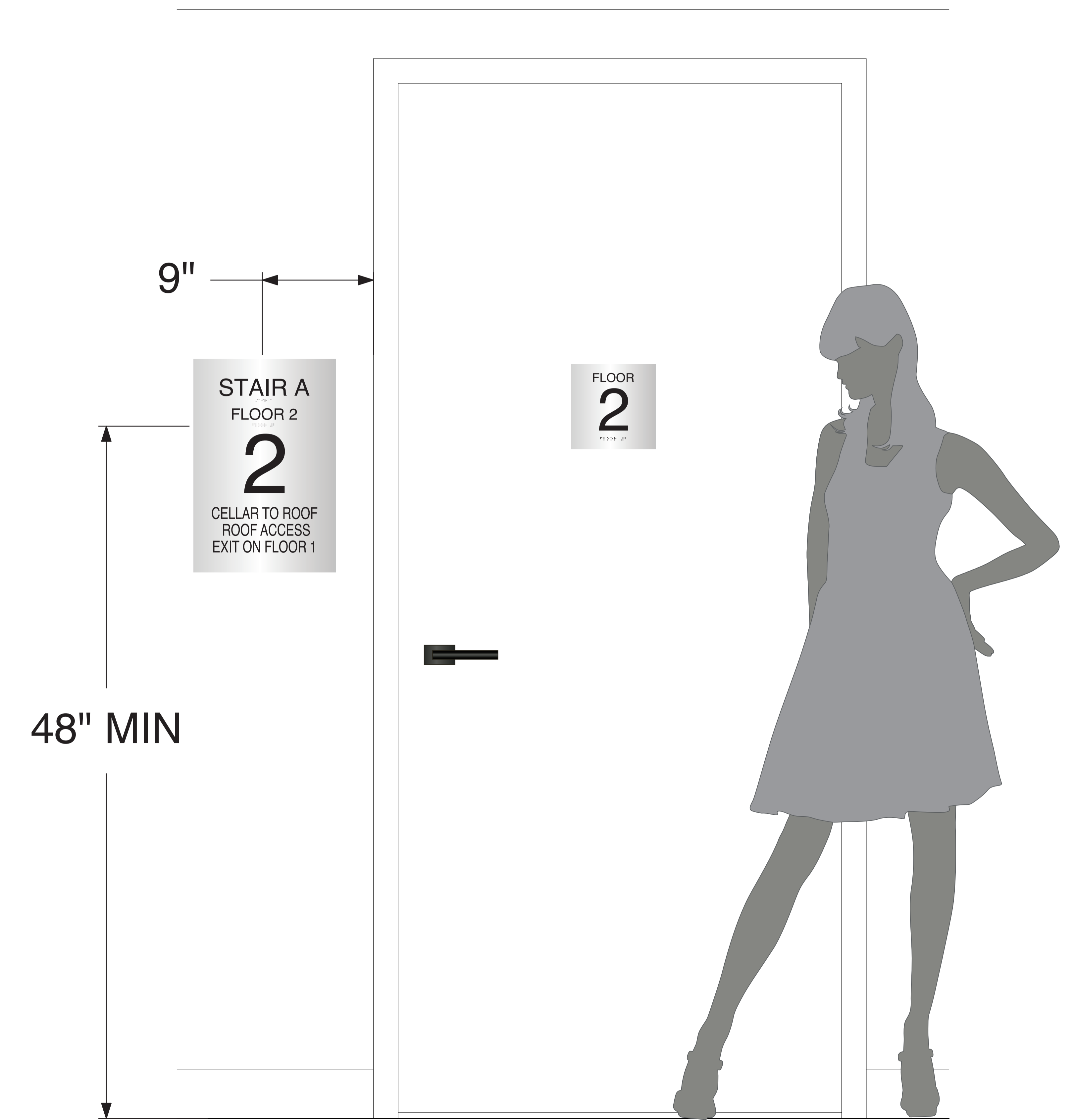


SIDE VIEW



F-2

SIDE VIEW



FLOOR ID / STAIRWELL INSTALLATION

- * FINAL INSTALLATIONS TO BE VERIFIED IN FIELD
- * SIGN TO BE VIABLE WHEN DOOR IS BOTH OPEN OR CLOSED

STAIR ID

Font: Helvetica

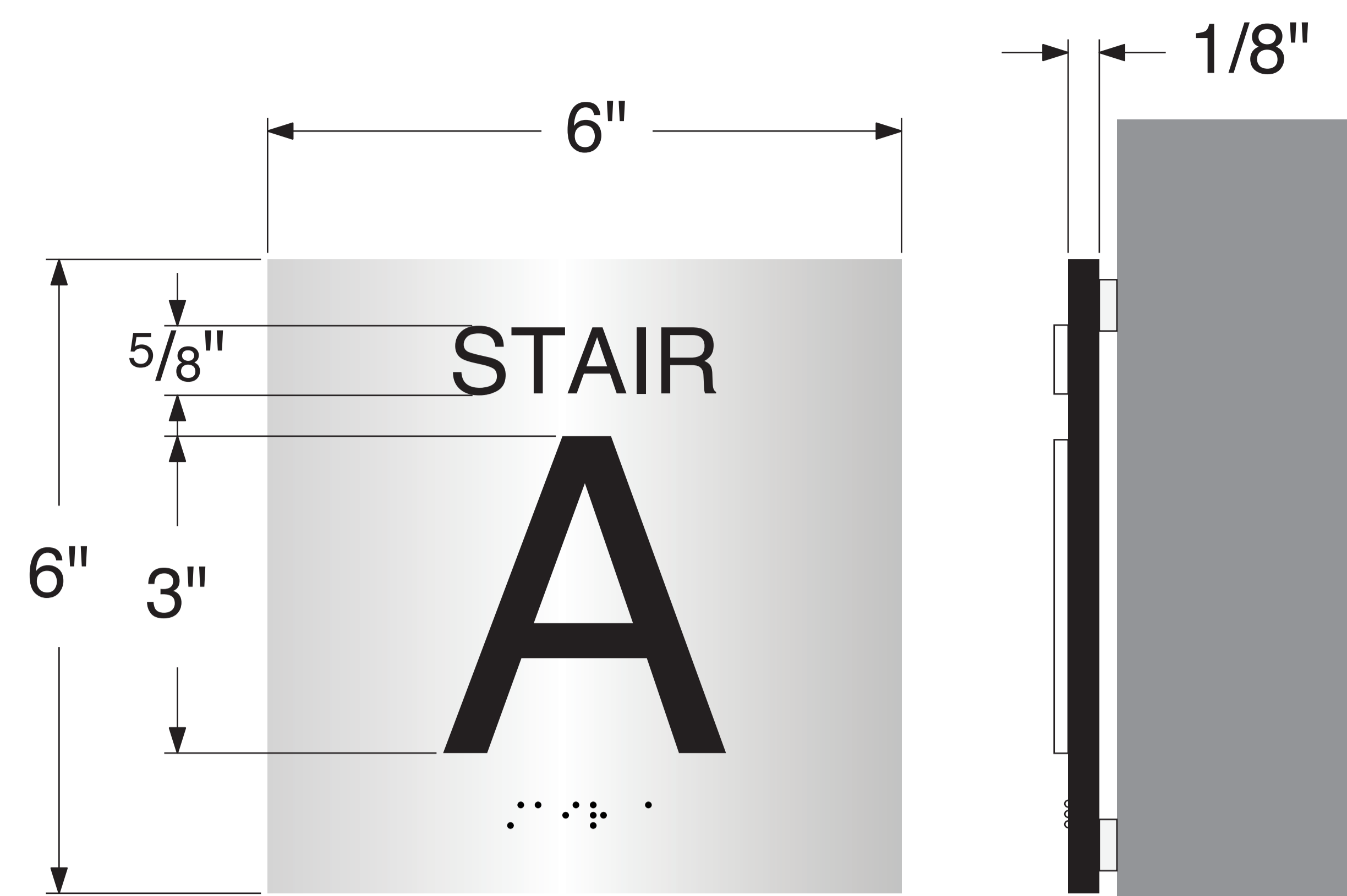
Background: 1/8" Thick Non-Glare Acrylic

Text: 1/32" Raised Tactile Text

Braille: Grade Two Clear Raster

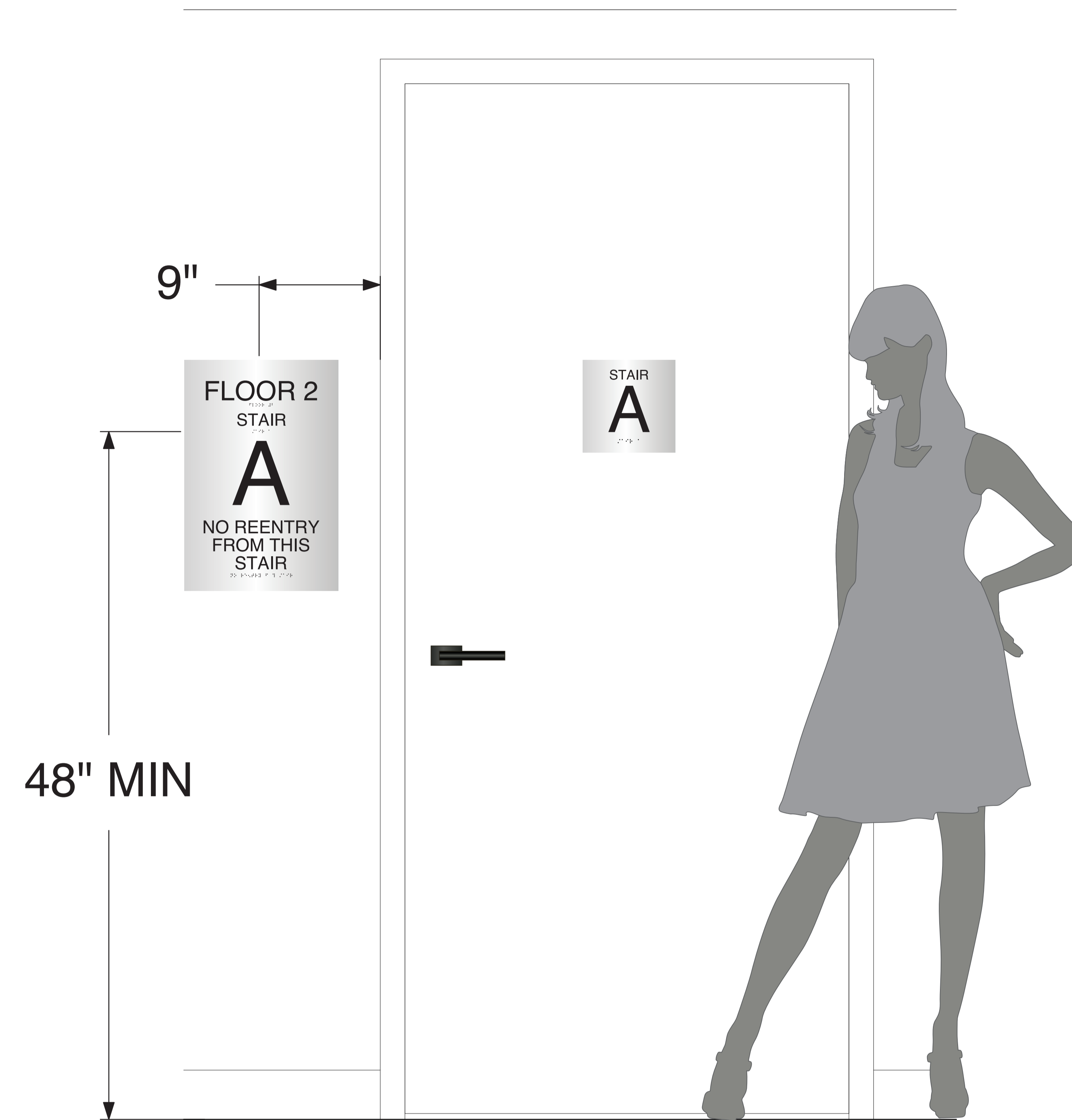
Mounting: D/F Tape & Silicone

Size: 6" x 6" / 12" x 18" / 6" x 9"



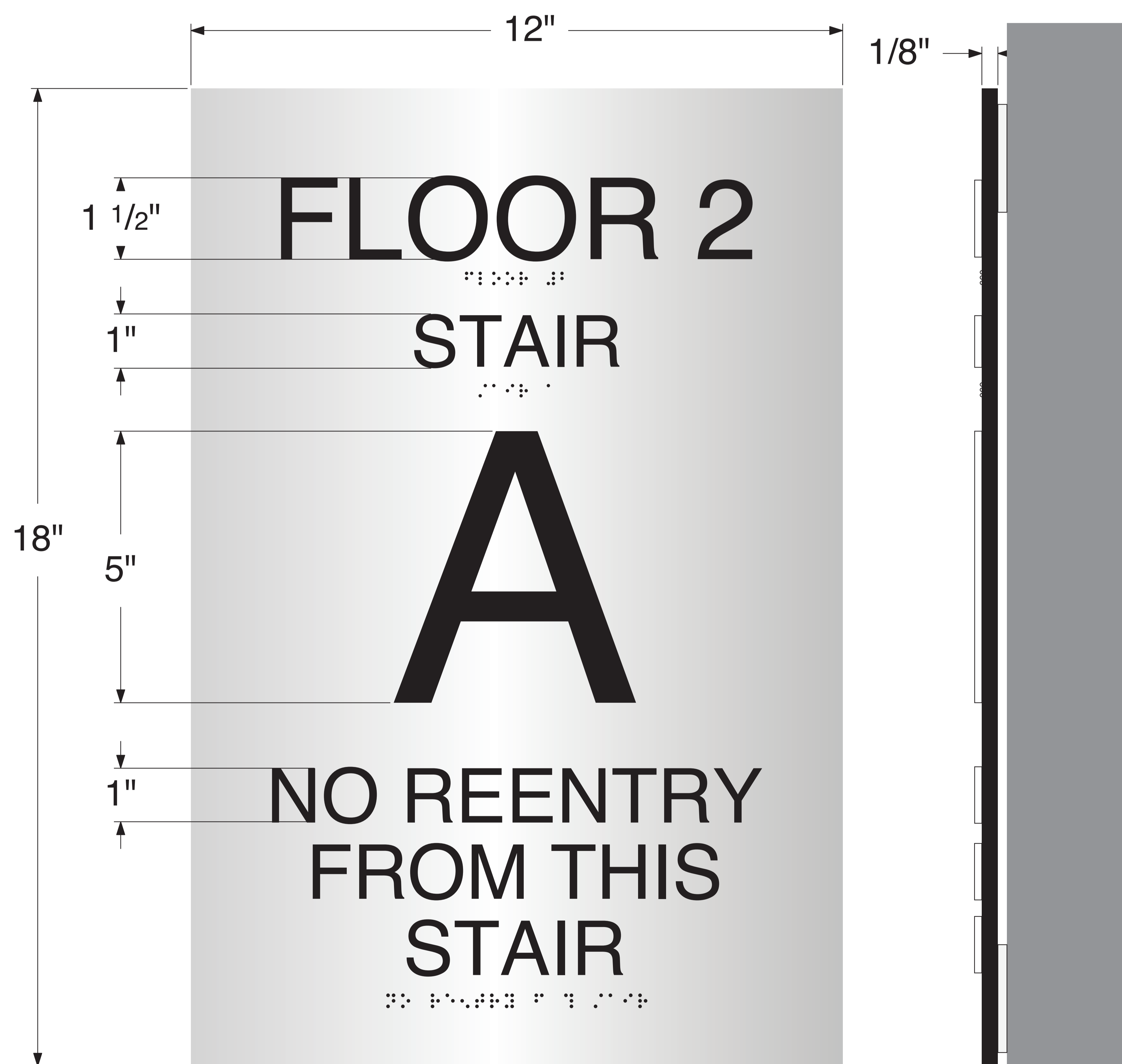
S-1

SIDE VIEW



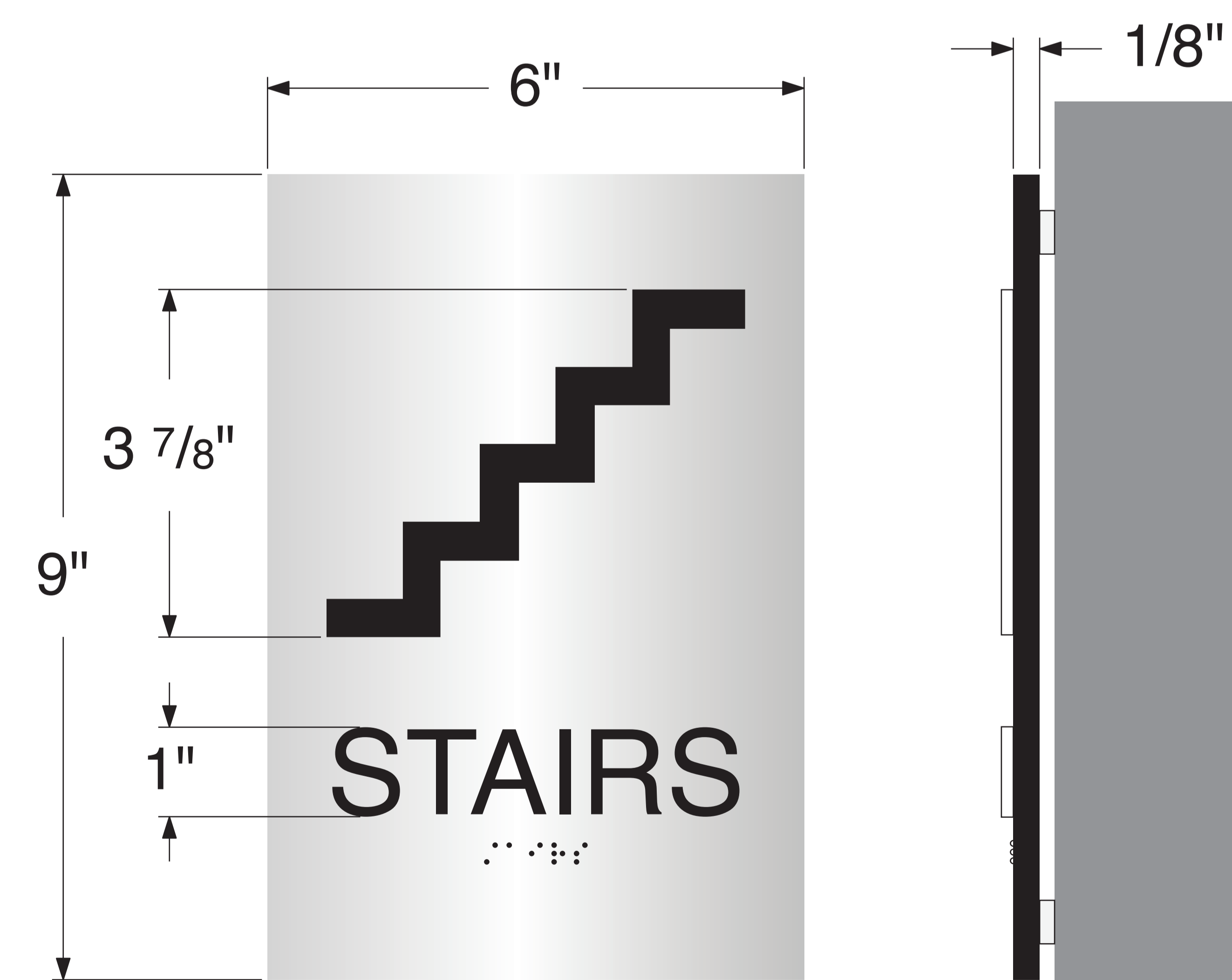
STAIR ID / CORRIDOR SIDE INSTALLATION

- * FINAL INSTALLATIONS TO BE VERIFIED IN FIELD
- * SIGN TO BE VIABLE WHEN DOOR IS BOTH OPEN OR CLOSED



S-2

SIDE VIEW



S-3

SIDE VIEW

EVACUATION MAP

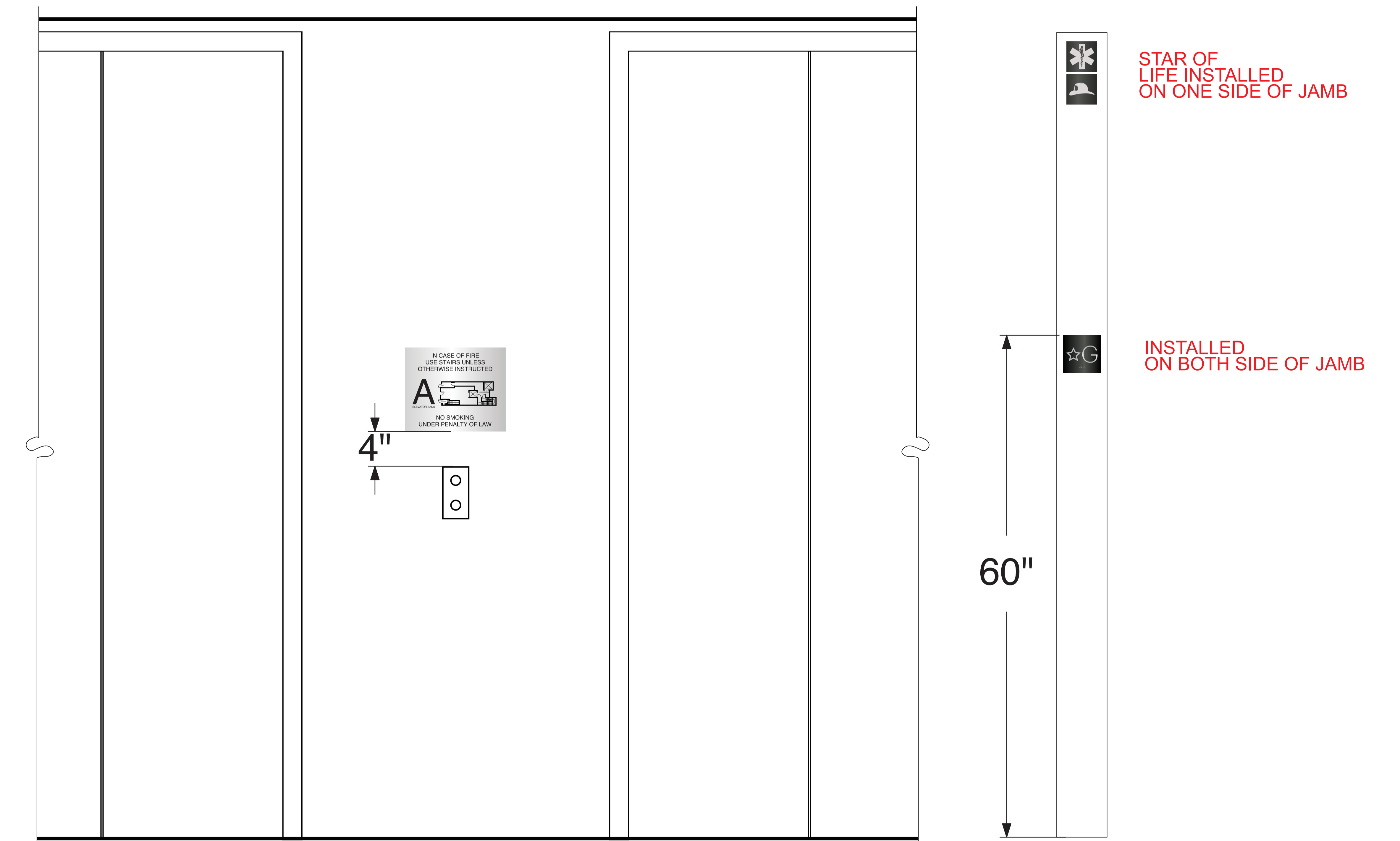
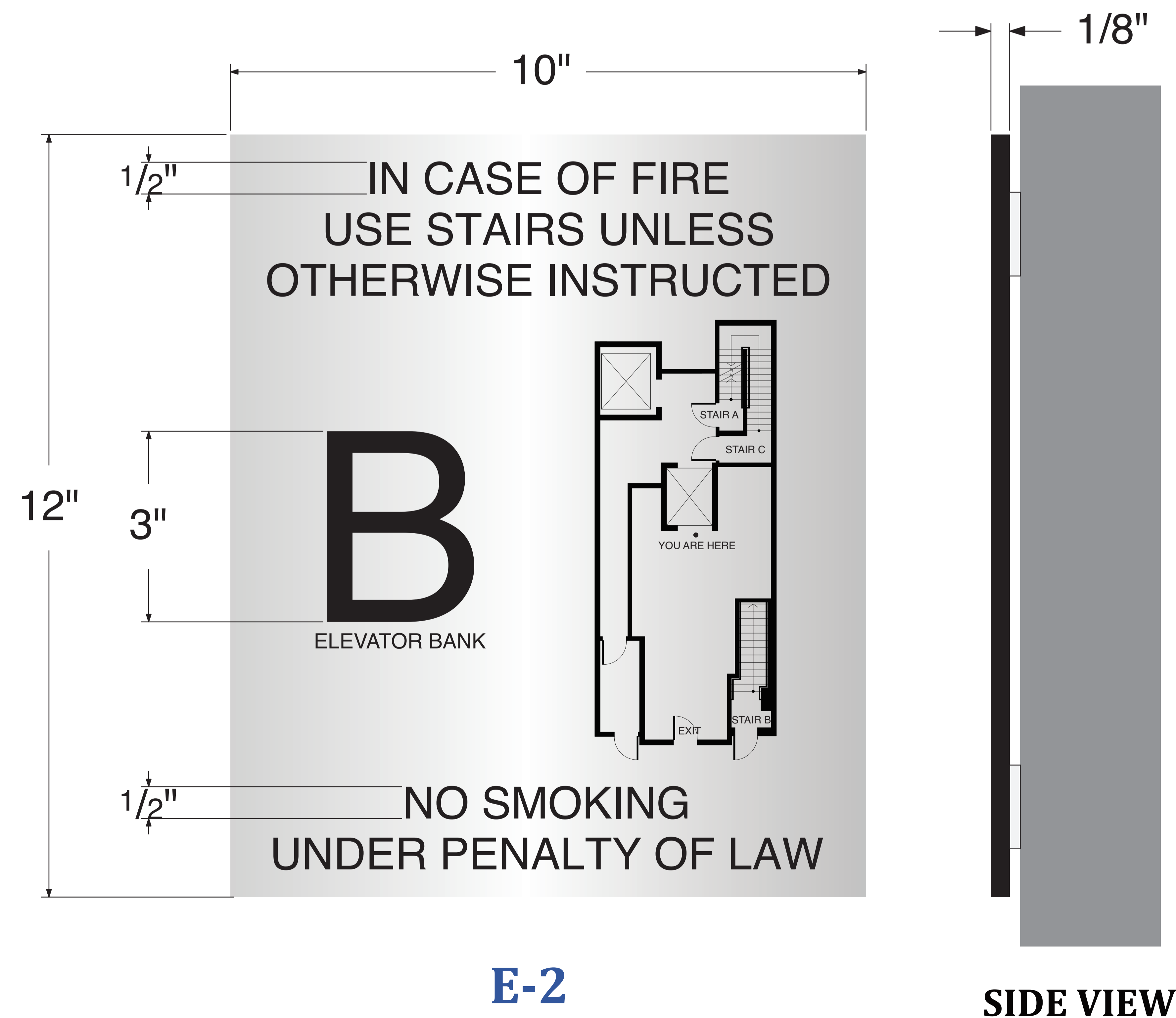
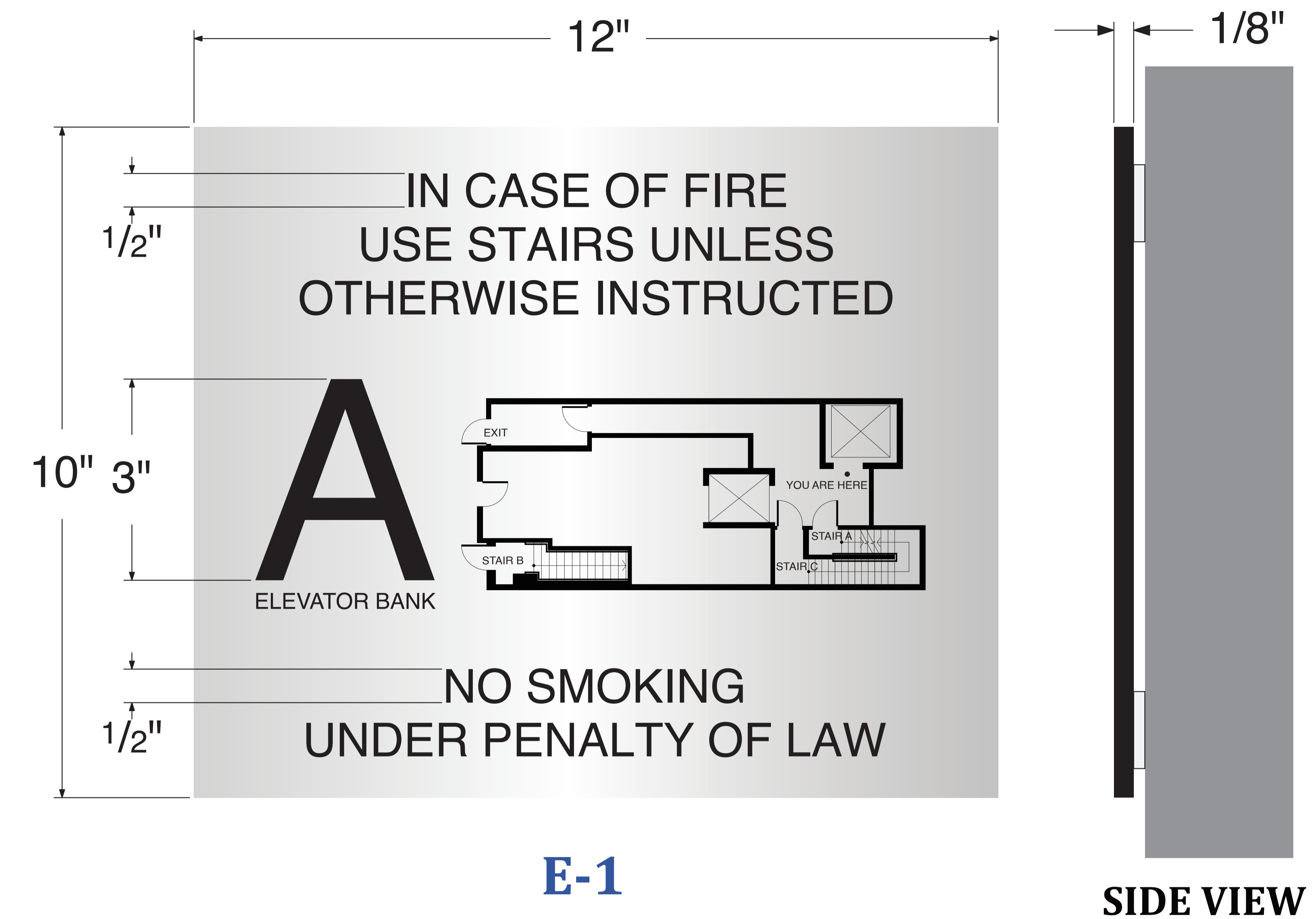
Font: Helvetica

Background: 1/8" Thick Non-Glare Acrylic

Text: Laser-Engraved

Mounting: D/F Tape & Silicone

Size: 12" x 10" / 10" x 12"



EVACUATION MAP/ ELEVATOR JAMB INSTALLATION

- * FINAL INSTALLATIONS TO BE VERIFIED IN FIELD
- * SIGN TO BE VIABLE WHEN DOOR IS BOTH OPEN OR CLOSED

ROOM ID

Font: Helvetica

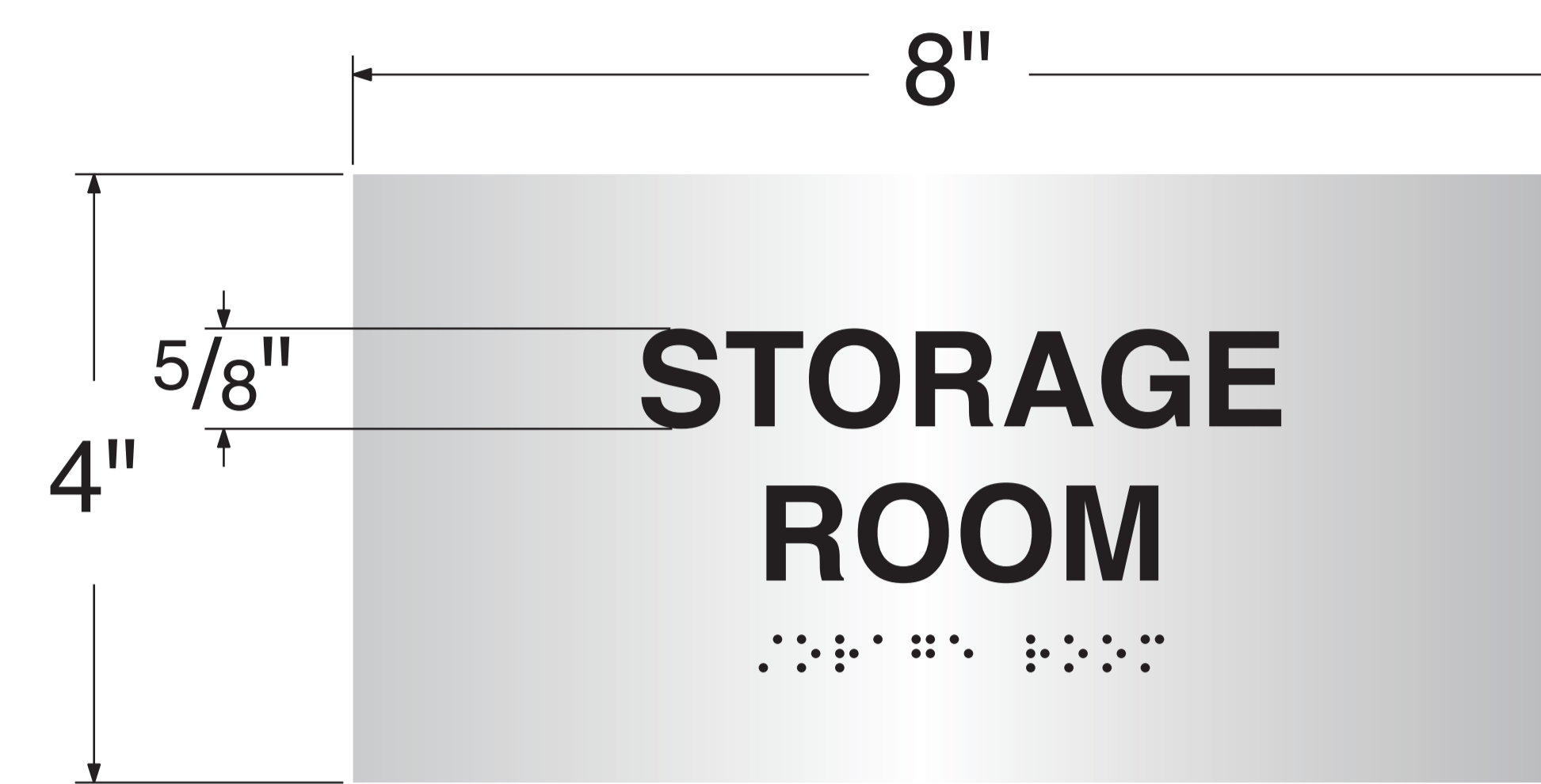
Background: 1/8" Thick Non-Glare Acrylic

Text: 1/32" Thick Raised Tactile Text

Braille: Grade Two Clear Raster

Mounting: D/F Tape & Silicone

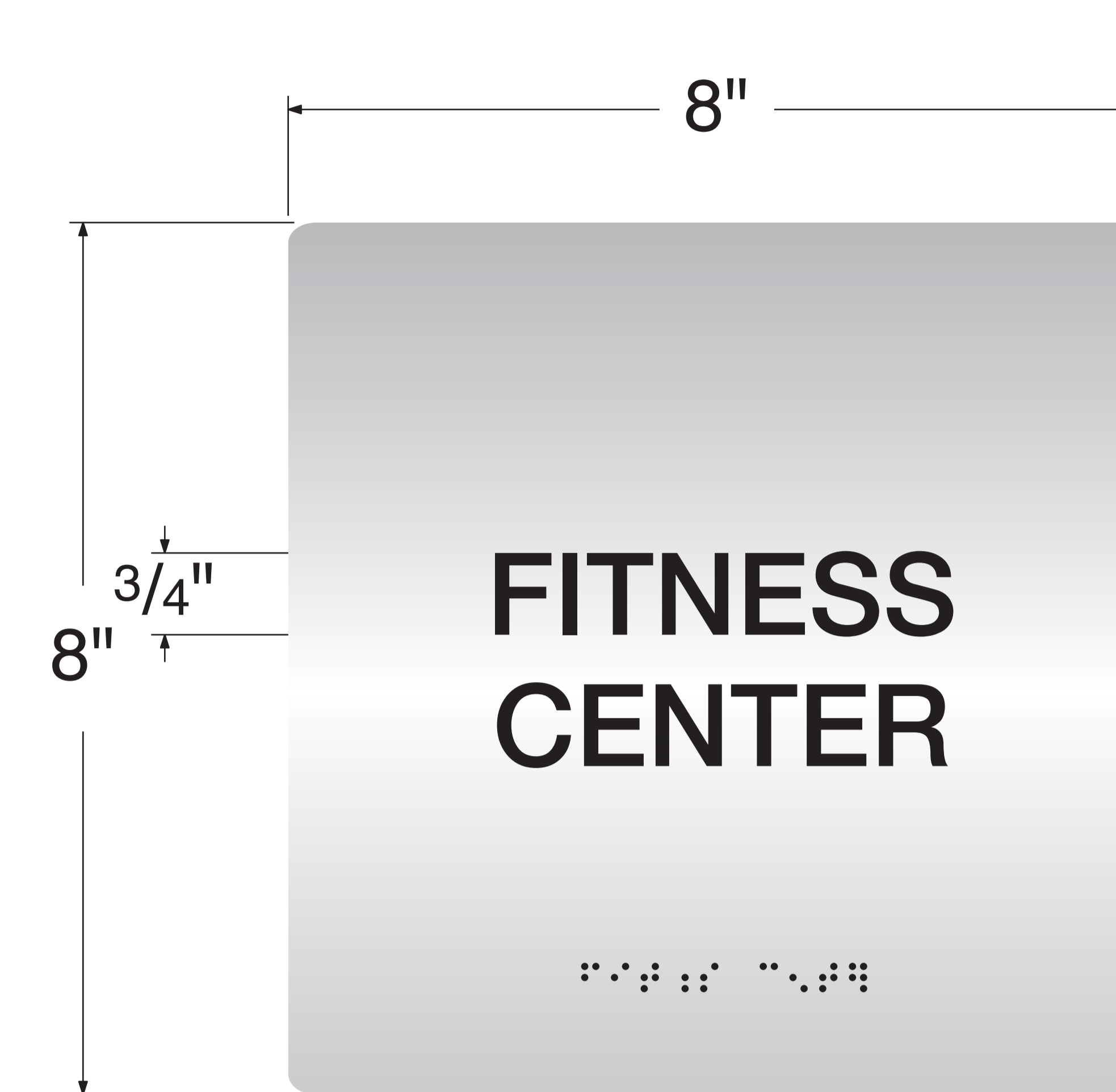
Size: 6" x 6" / 8" x 8"



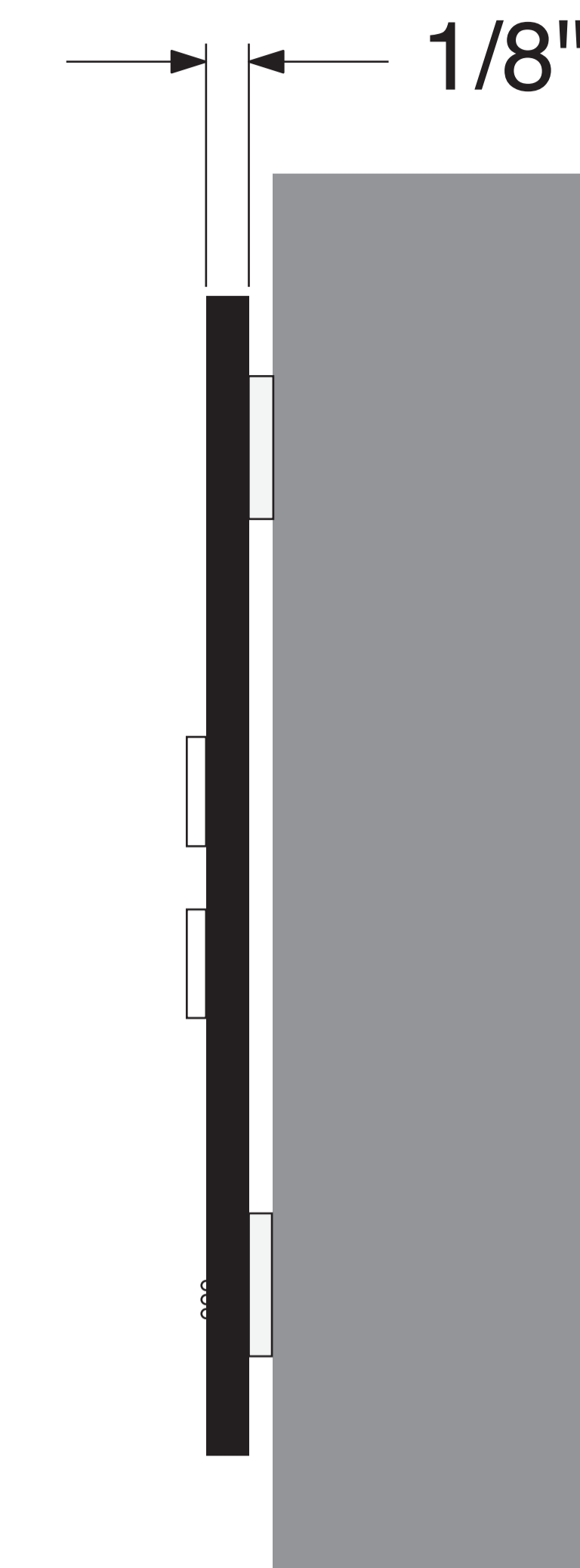
RO-1



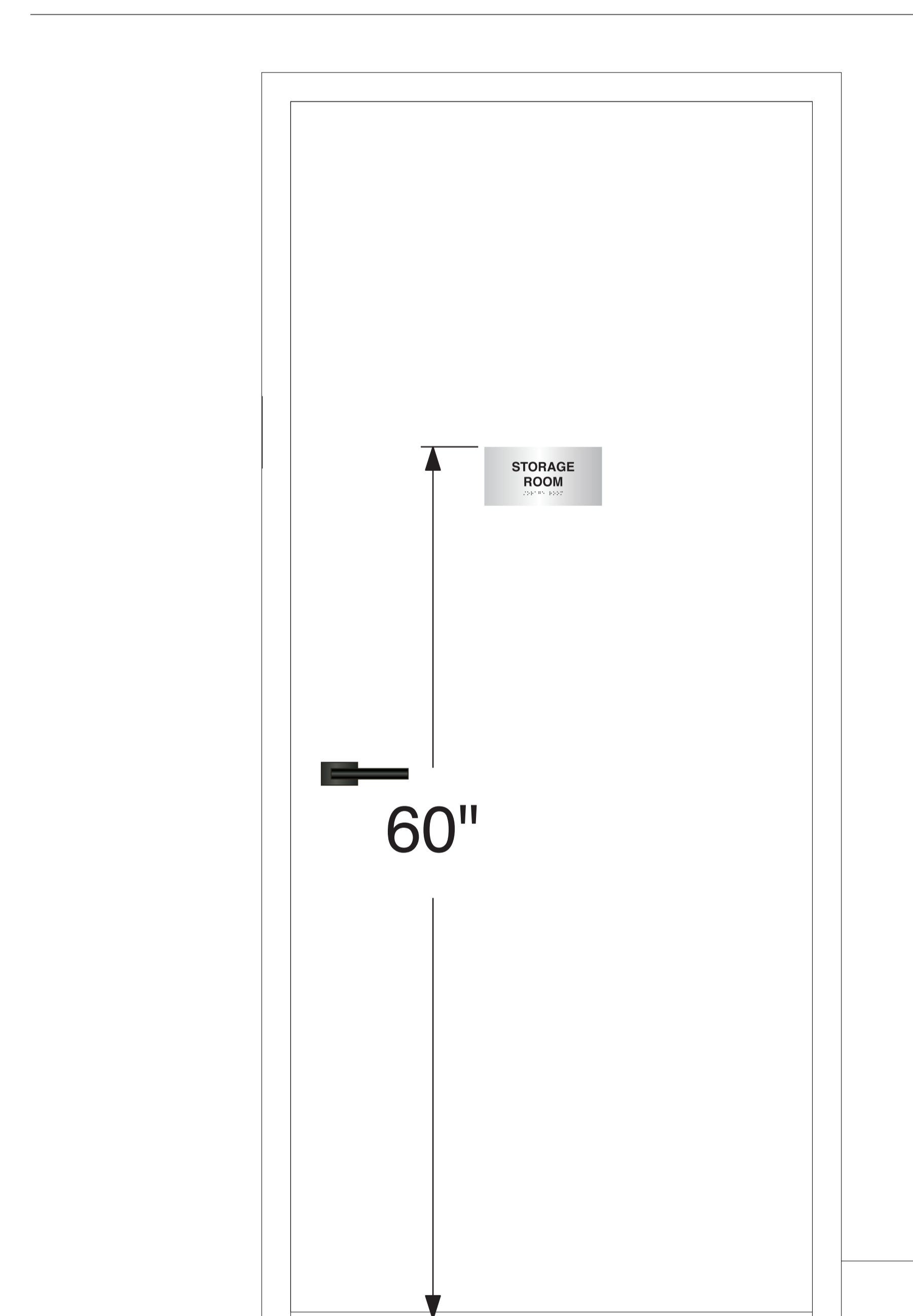
SIDE VIEW



RO-2

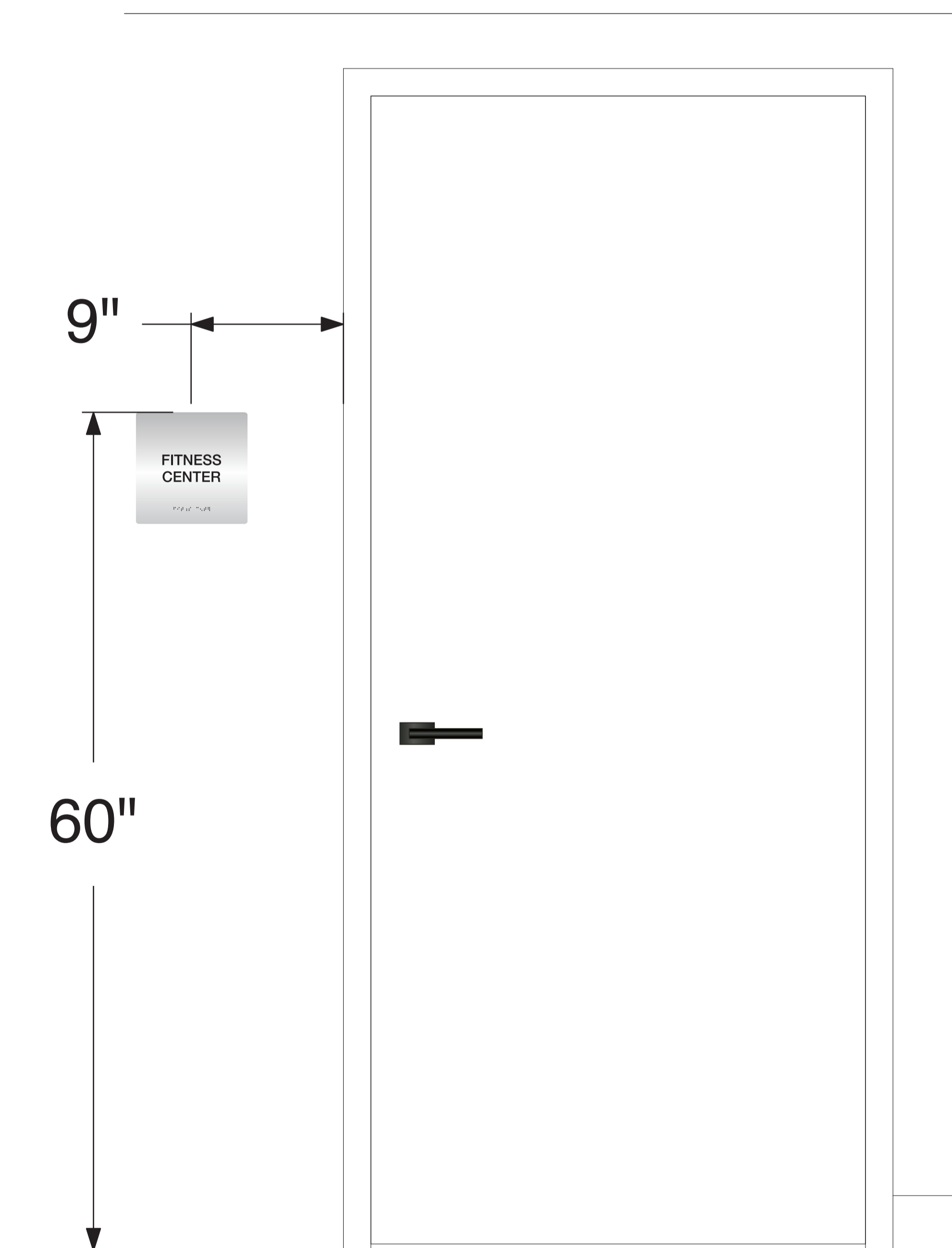


SIDE VIEW



ROOM ID - BOH INSTALLATION

* FINAL INSTALLATIONS TO BE VERIFIED IN FIELD



ROOM ID - FOH INSTALLATION

* FINAL INSTALLATIONS TO BE VERIFIED IN FIELD

RESTROOM

Font: Helvetica

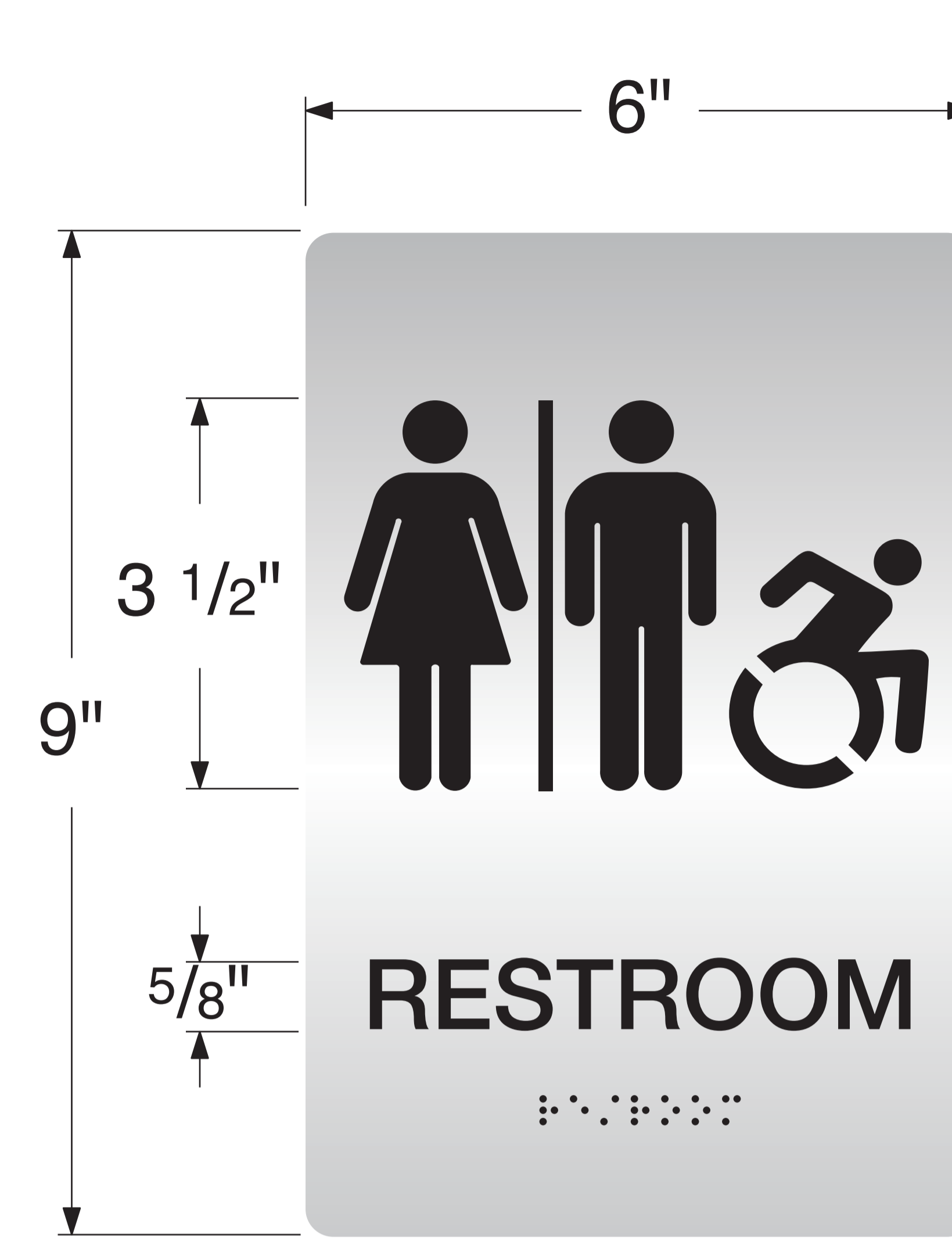
Background: 1/8" Thick Non-Glare Acrylic

Text: 1/32" Thick Raised Tactile Text


Braille: Grade Two Clear Raster

Mounting: D/F Tape & Silicone

Size: 6" x 9"



RE-1



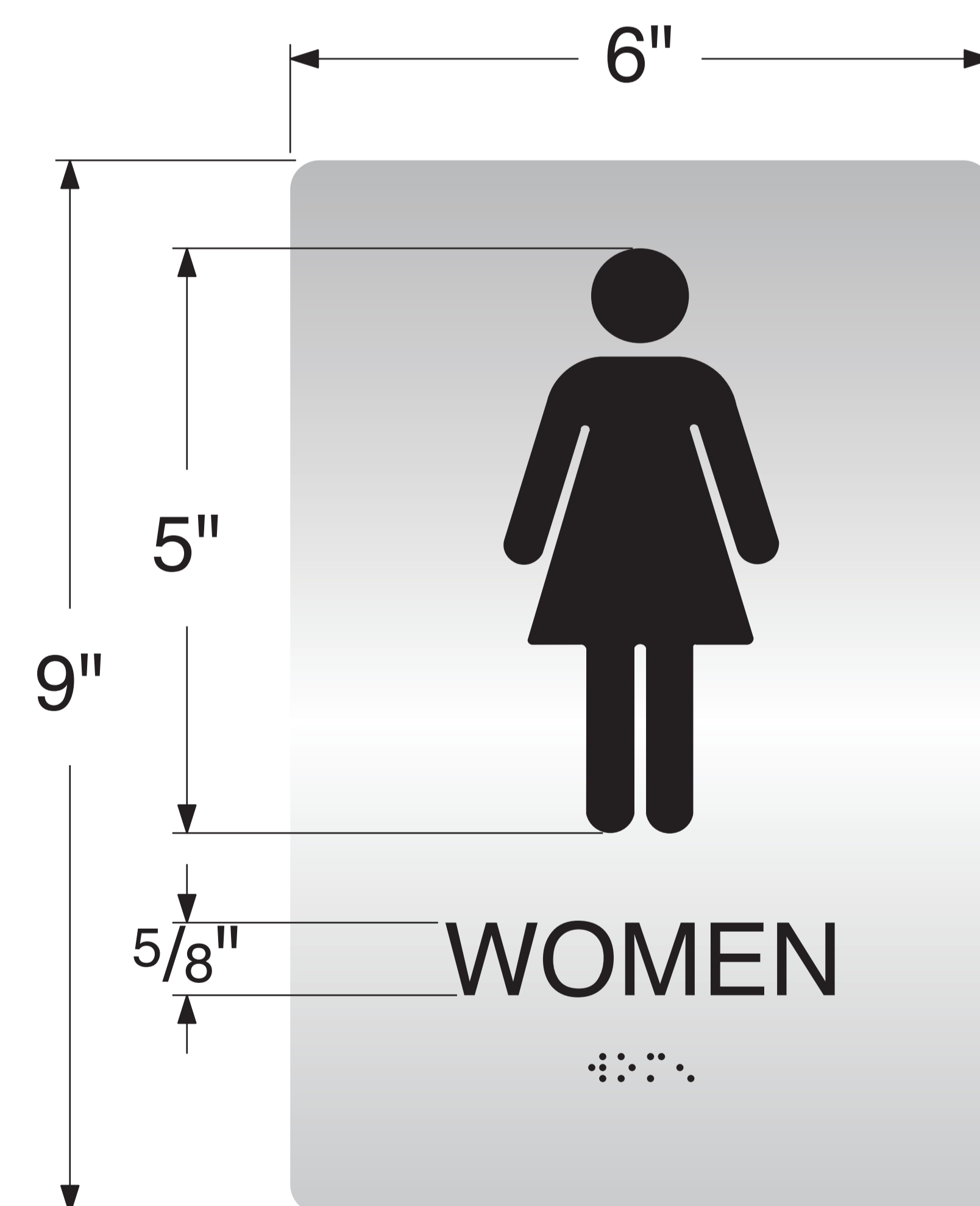
SIDE VIEW



RE-2



RE-3



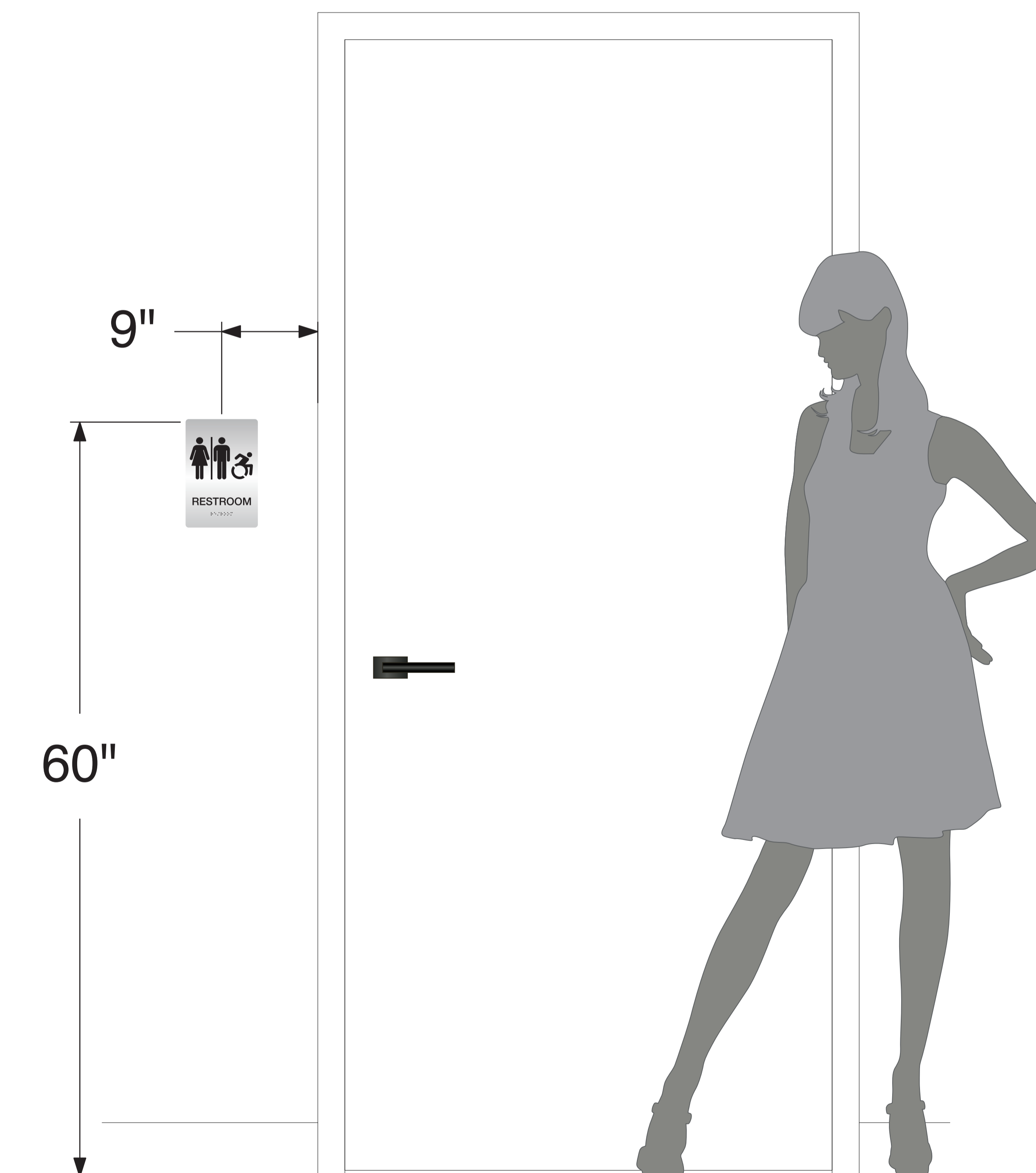
RE-4



RE-5



RE-6



RESTROOM INSTALLATION

* FINAL INSTALLATIONS TO BE VERIFIED IN FIELD

APARTMENT ID

APT-1

Font: Helvetica

Background: 1/8" Thick Non-Glare Acrylic

Text: 1/32" Thick Raised Tactile Text

Braille: Grade Two Clear Raster

Mounting: D/F Tape & Silicone

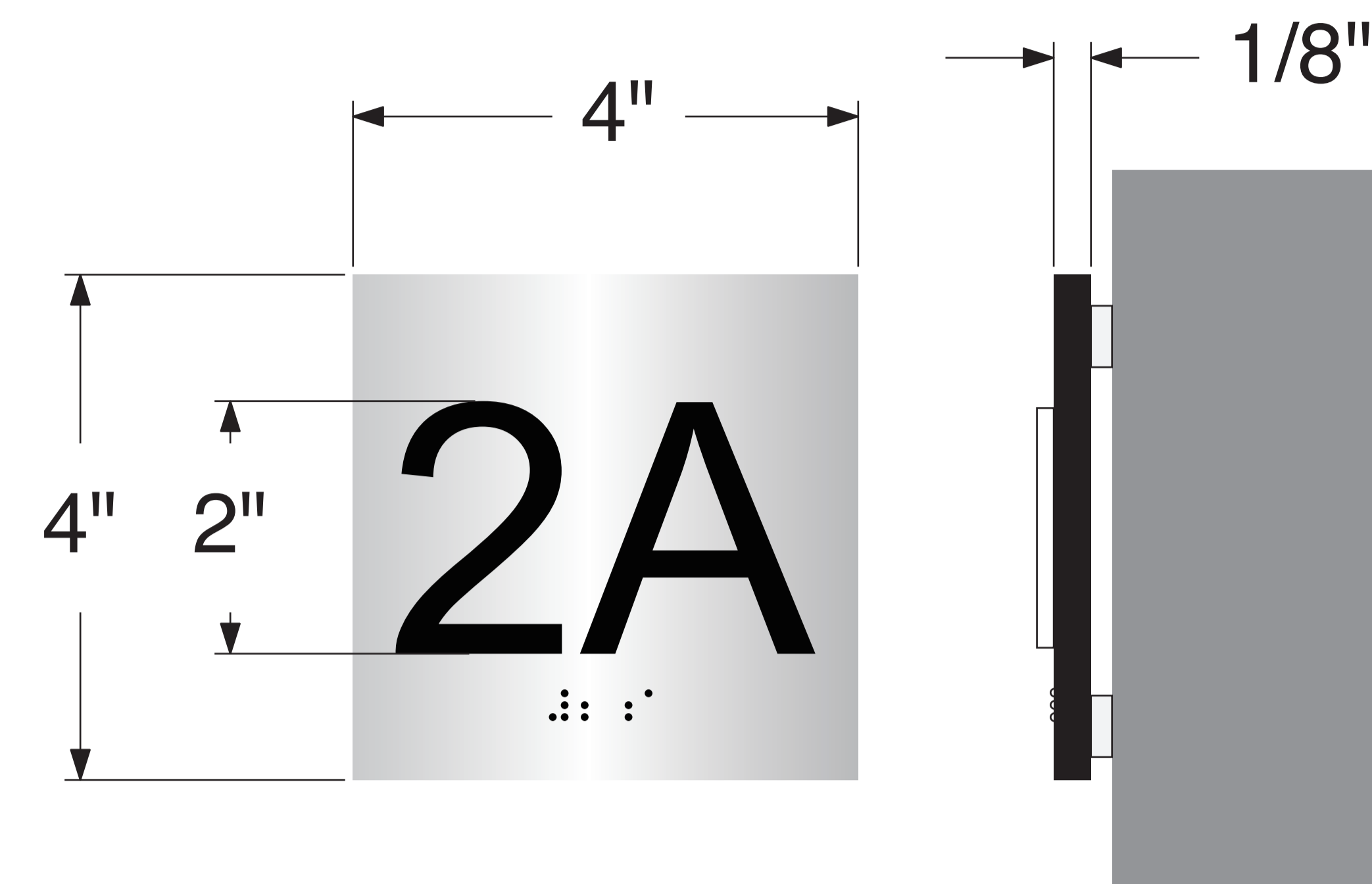
Size: 4" x 4"

APT-2

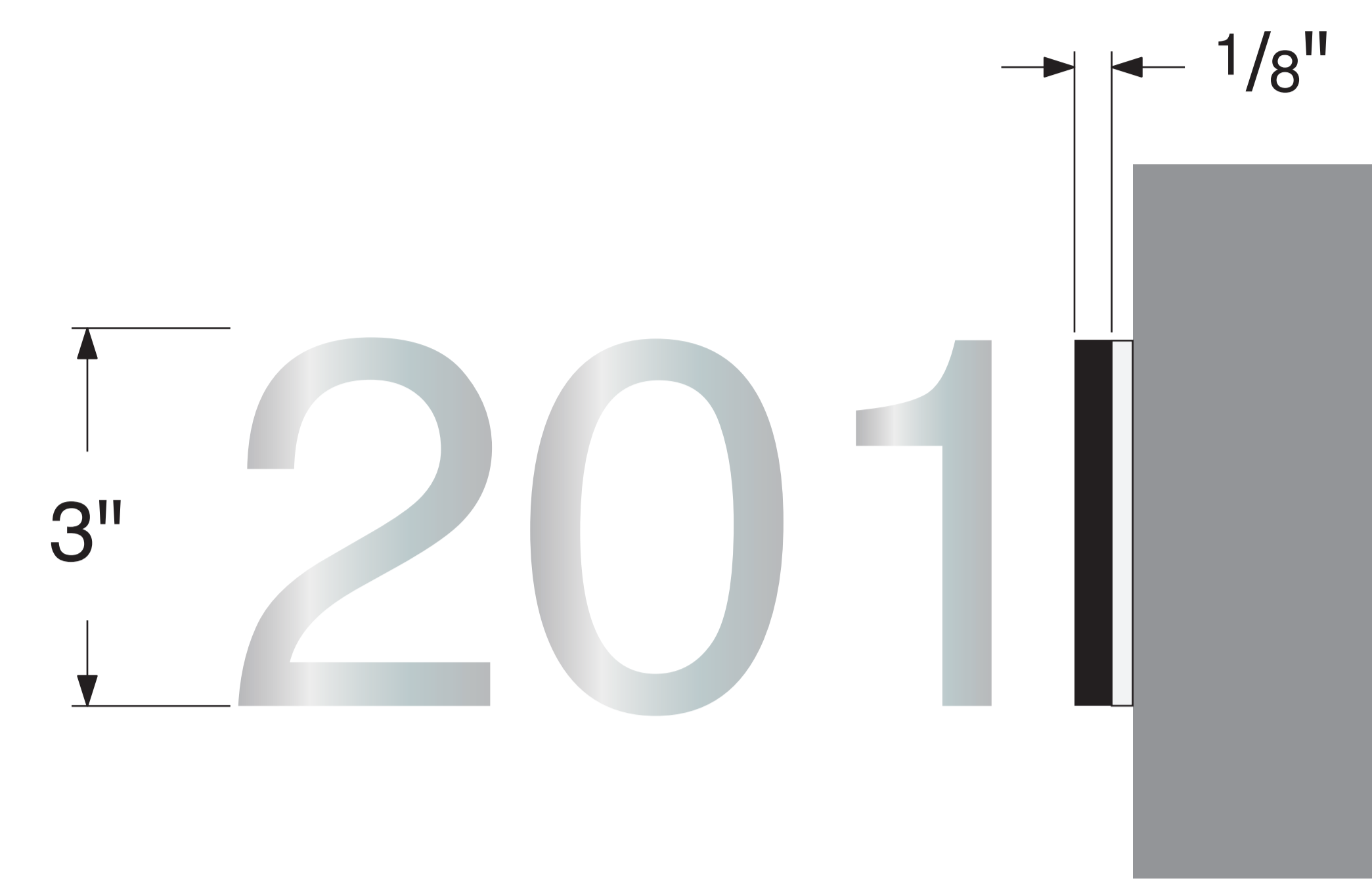
Font: Helvetica

Text: 1/8" Thick Flat Cut Metal Number

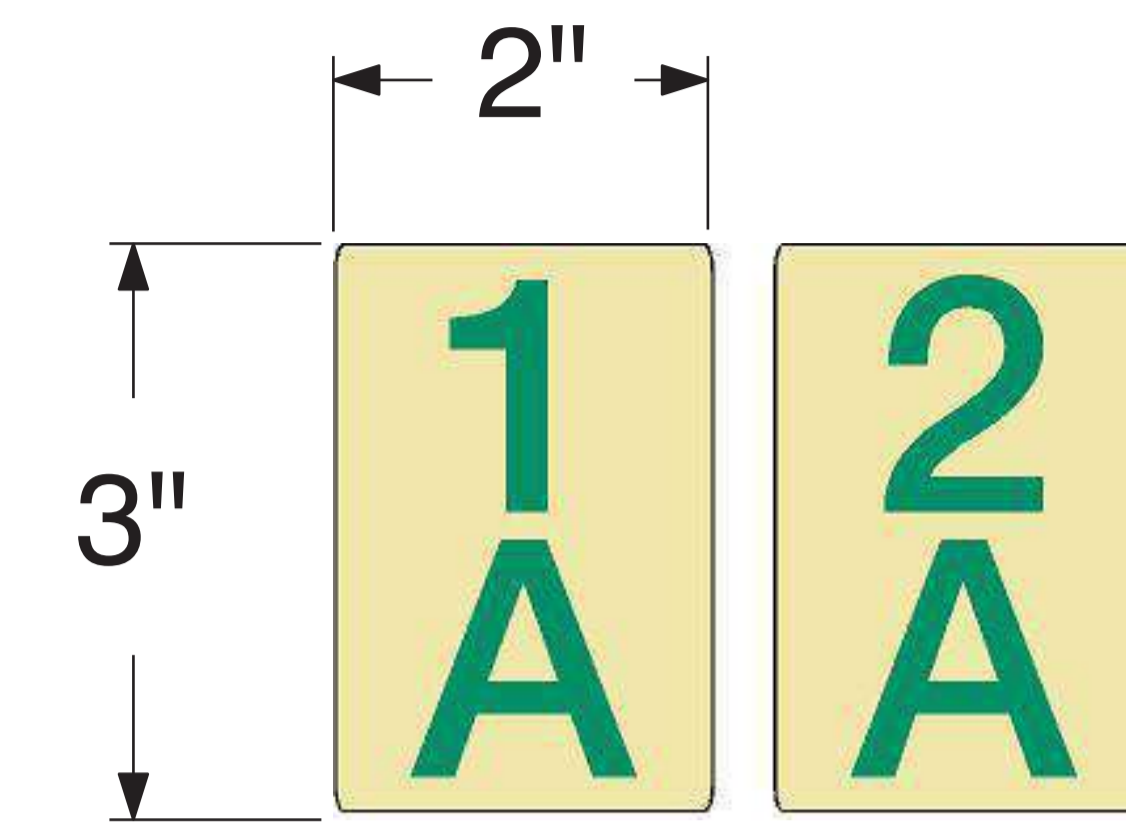
Mounting: D/F Tape & Silicone



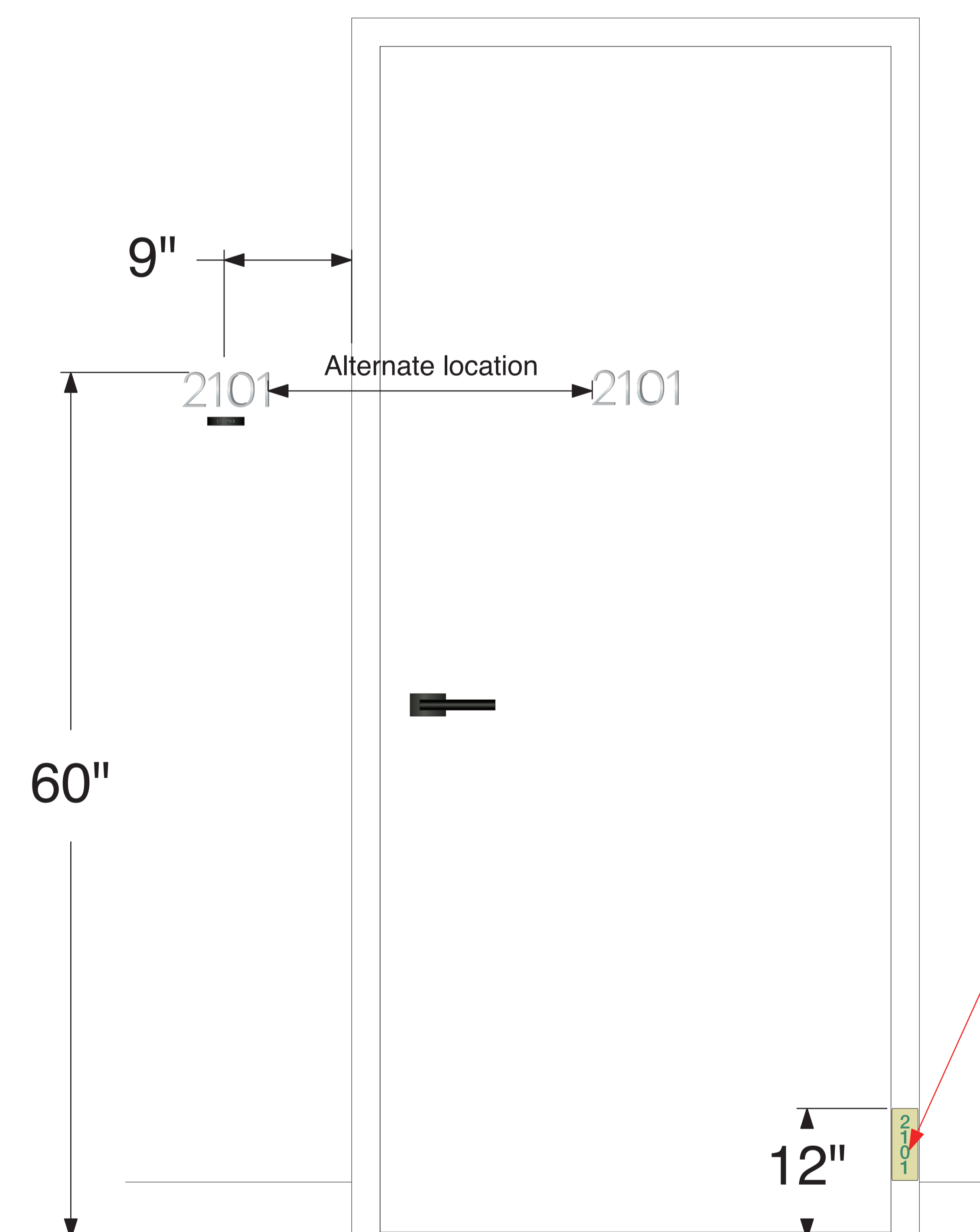
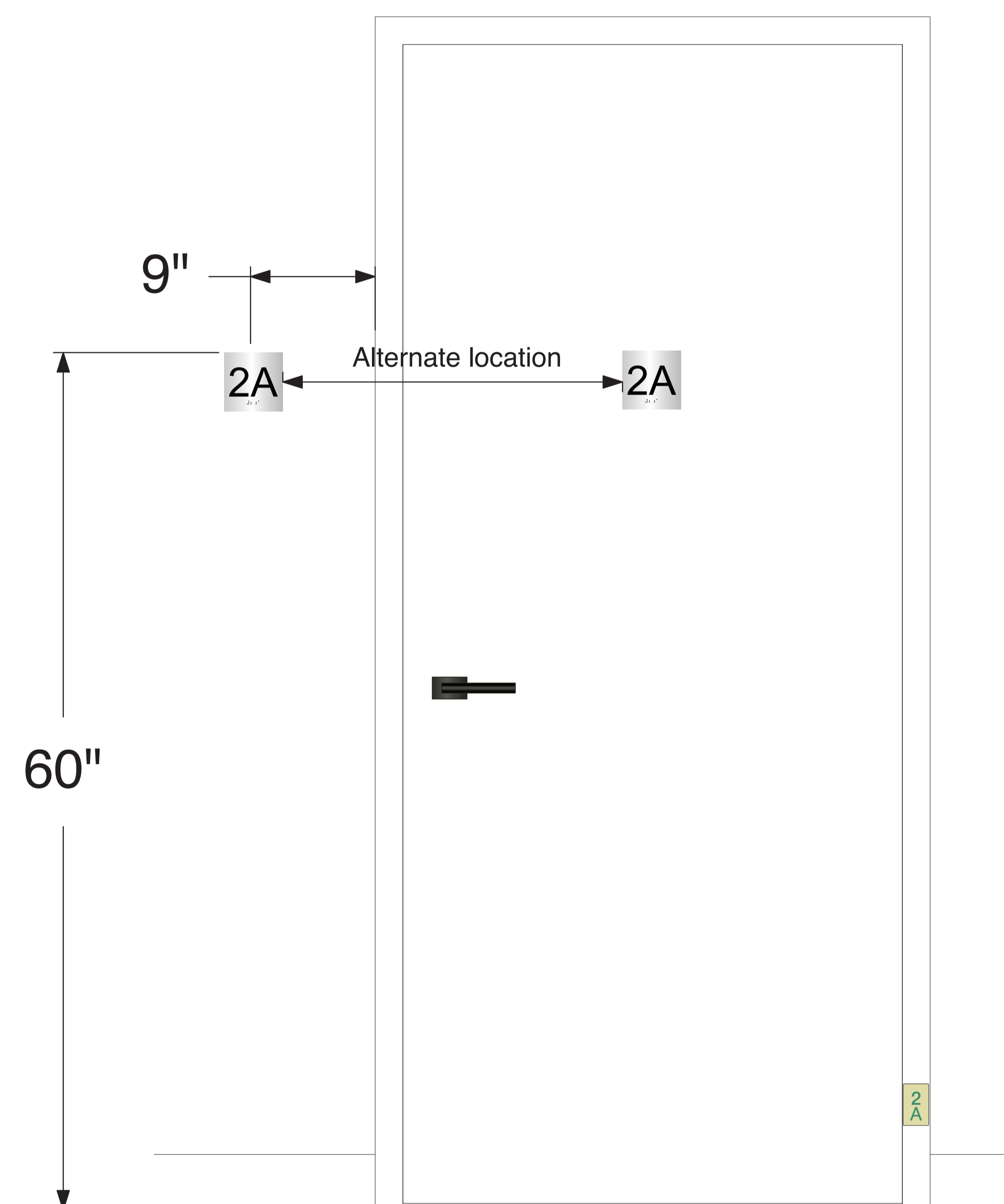
APT-1



APT-2



Grow in dark Apt Markings



Fire Emergency Door Markings
Single Floor Units with
Single Entrance Door

APARTMENT INSTALLATION

* FINAL INSTALLATIONS TO BE VERIFIED IN FIELD

DIRECTIONAL SIGN

D1

Font: Helvetica

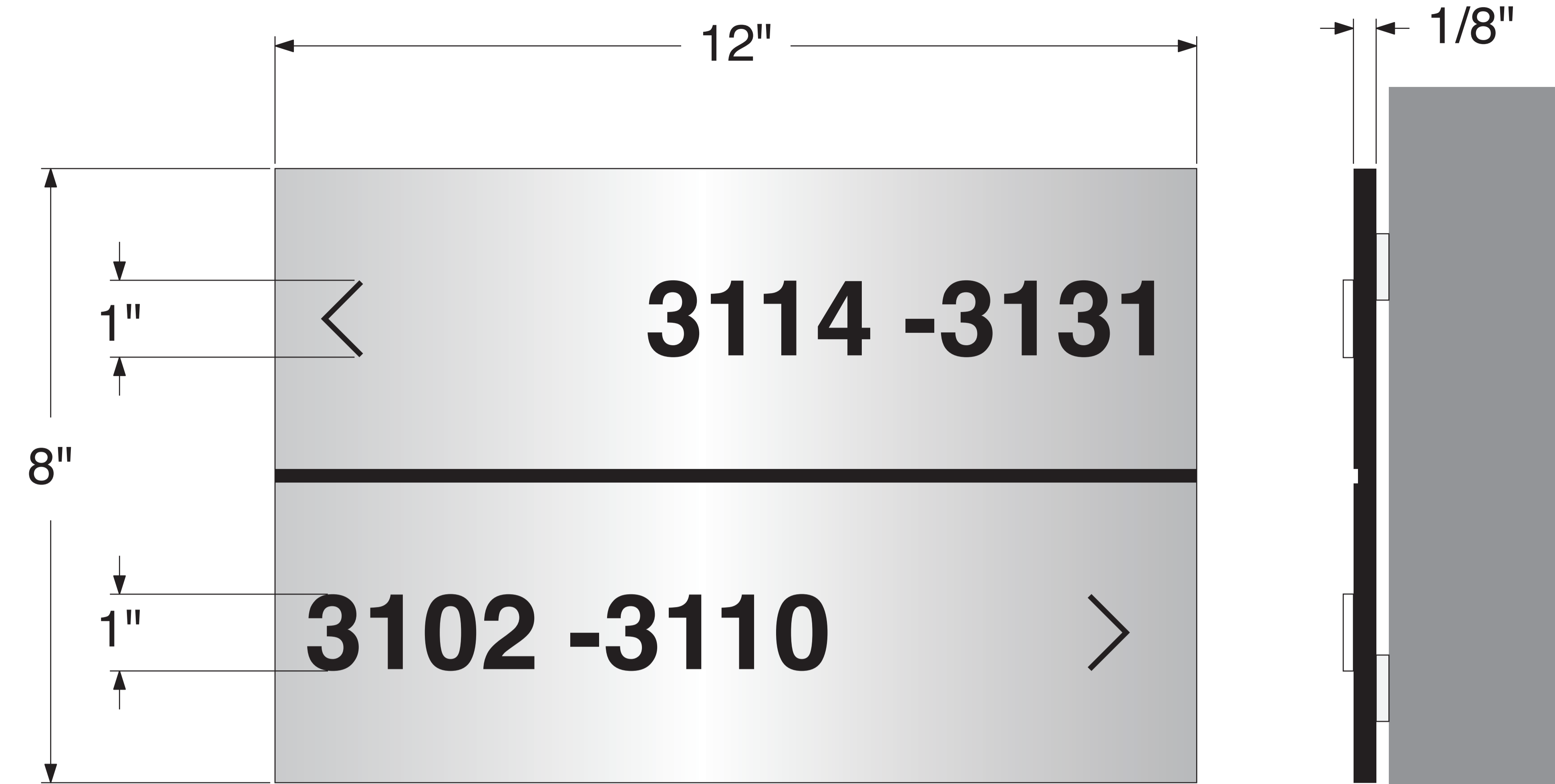
Background: 1/8" Thick Non-Glare Acrylic

Text: 1/32" Thick Raised Tactile Text

Braille: Grade Two Clear Raster

Mounting: D/F Tape & Silicone

Size: 8" x 12"



D1

SIDE VIEW

D2

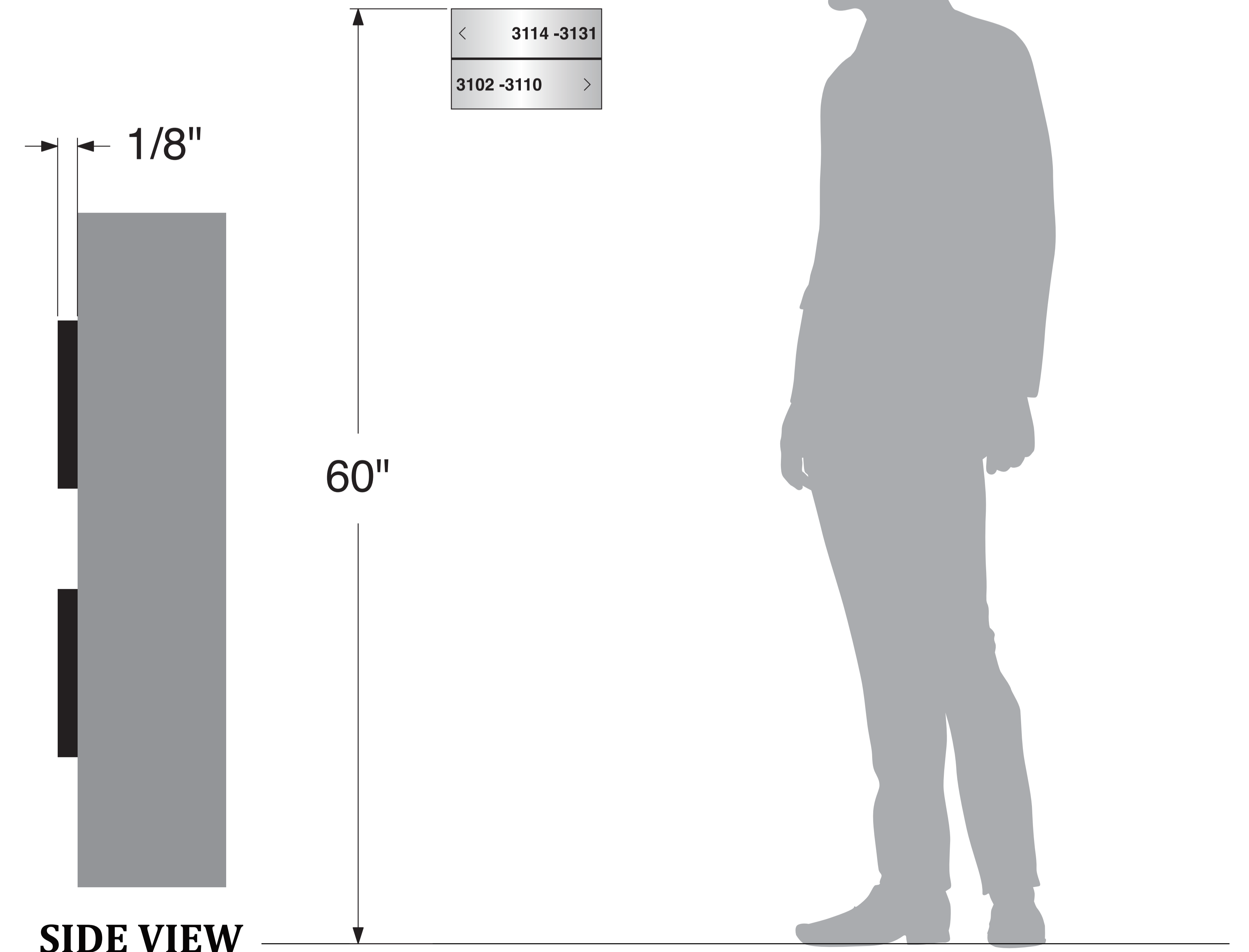
Font: Helvetica

Text: 1/8" Thick Flat Cut Metal Number

Mounting: D/F Tape & Silicone



D2



SIDE VIEW

DIRECTIONAL SIGN INSTALLATION

* FINAL INSTALLATIONS TO BE VERIFIED IN FIELD

TACTILE EXIT SIGN

Font: Helvetica

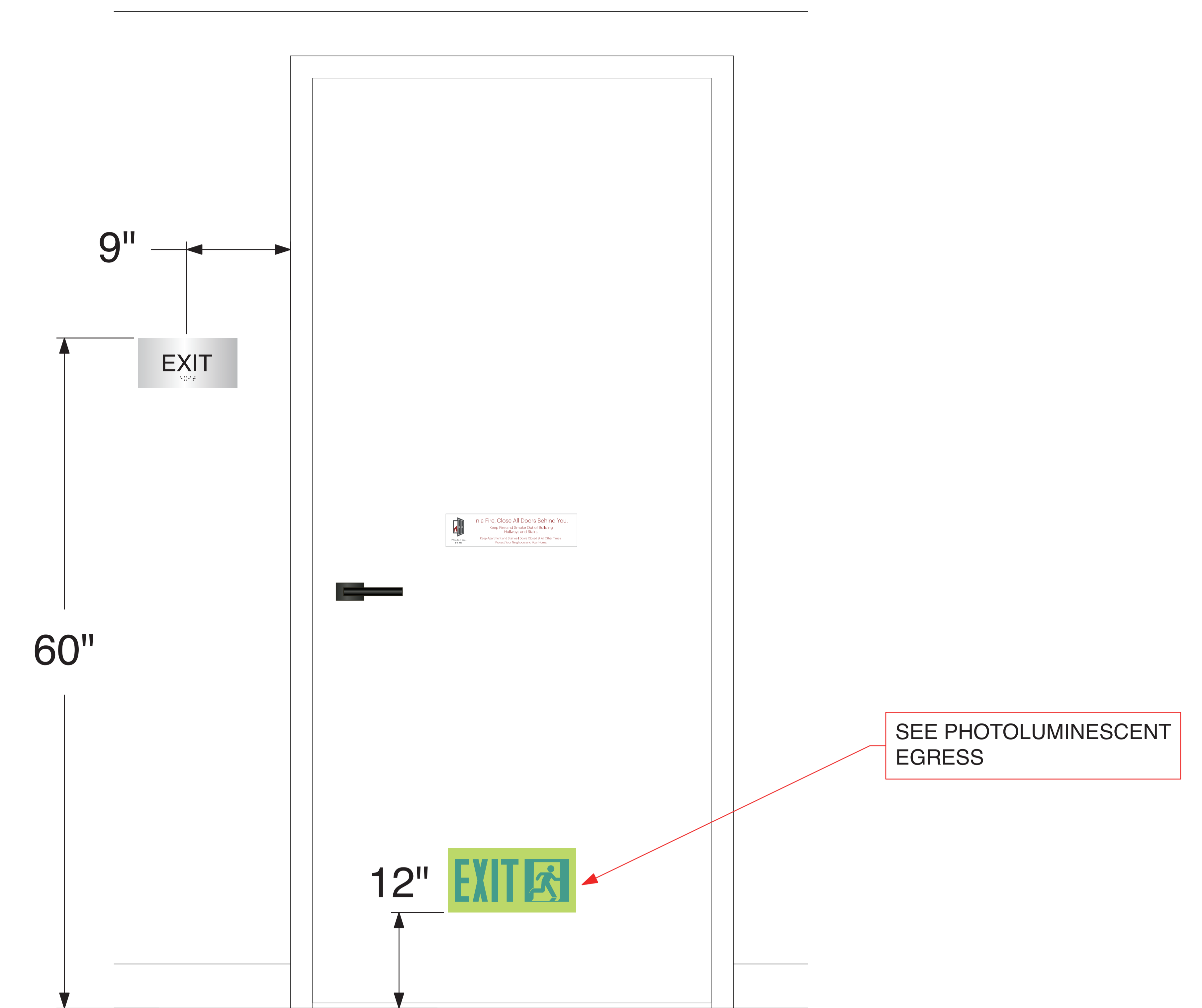
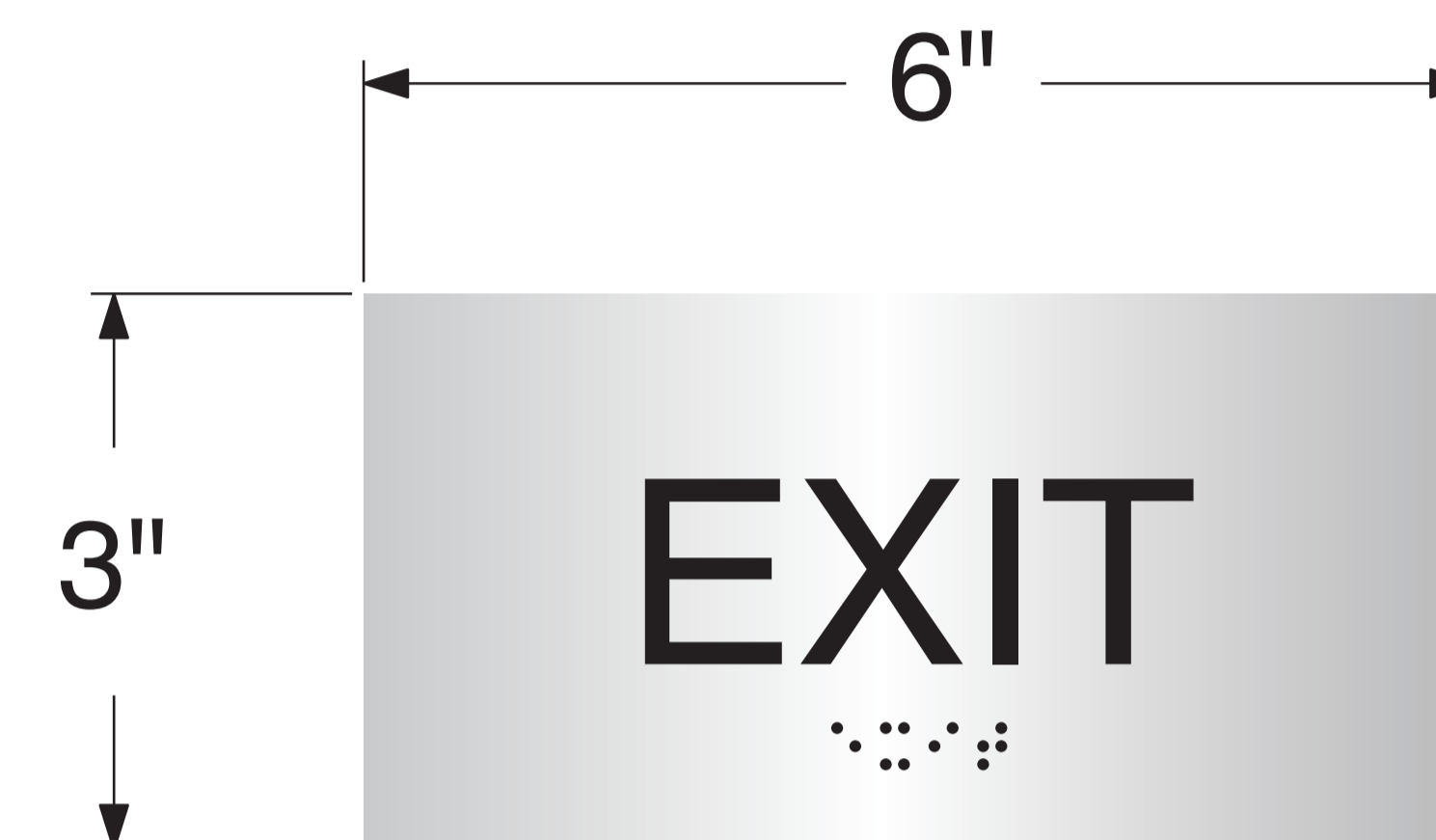
Background: 1/8" Thick Non-Glare Acrylic

Text: 1/32" Thick Raised Tactile Text

Braille: Grade Two Clear Raster

Mounting: D/F Tape & Silicone

Size: 3" x 6"



STAIR ID / CORRIDOR SIDE INSTALLATION

* FINAL INSTALLATIONS TO BE VERIFIED IN FIELD




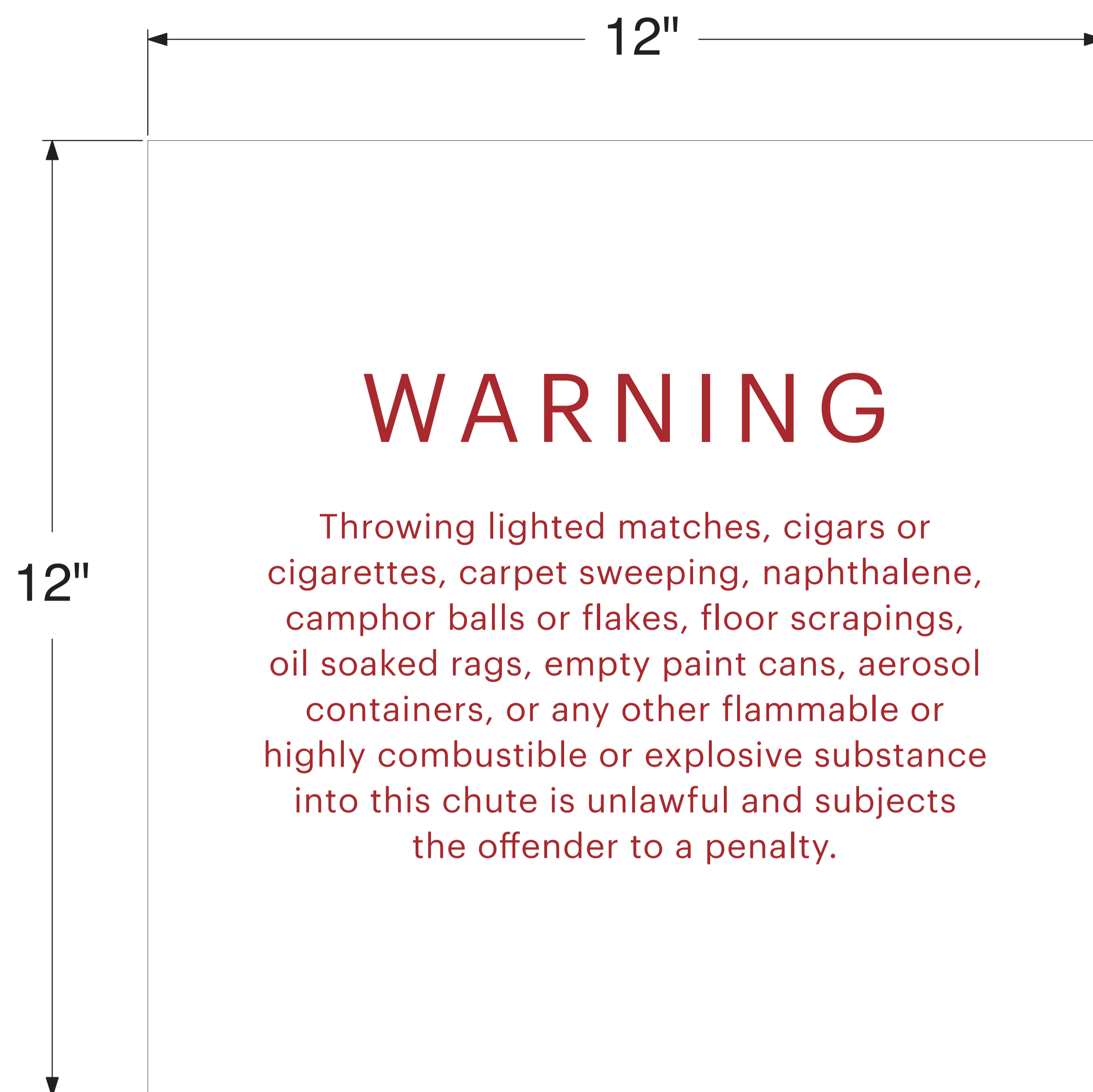
NYC Admin Code 15-135

TRASH CHUTE WARNING/ RECYCLES

Background: Color Printing Poster Board

Mounting: D/F Tape

Size: 12" x 12" / 18" x 24"



TRASH CHUTE & RECYCLING SIGN INSTALLATION

* FINAL INSTALLATIONS TO BE VERIFIED IN FIELD

HPD BUILDING INFO NOTICE SIGNS

Background: Variety

Text: Laser-Engraved

Mounting: D/F Tape & Silicone

Size: Variety

Mounting Height: 60" A.F.F. to top of sign

NOTICE FOR SUSPECTED GAS LEAKS, SMOKE DETECTING DEVICES, AND CARBON MONOXIDE ALARMS

THE LAW REQUIRES THE OWNER OF THE PREMISES TO NOTIFY TENANTS REGARDING THE FOLLOWING:

SUSPECTED GAS LEAK PROCEDURE. WHEN A TENANT SUSPECTS THAT A GAS LEAK HAS OCCURRED, THE TENANT SHOULD TAKE THE FOLLOWING ACTIONS:

1. QUICKLY OPEN HEAVY DOORS AND WINDOWS AND THEN LEAVE THE BUILDING IMMEDIATELY. DO NOT ATTEMPT TO LOCATE THE LEAK. DO NOT TURN ON OR OFF ANY ELECTRICAL APPLIANCES. DO NOT SMOKE OR LIGHT MATCHES OR LIGHTERS. AND DO NOT USE A HOUSEPHONE OR CELLPHONE WITHIN THE BUILDING.
2. AFTER LEAVING THE BUILDING, FROM A SAFE DISTANCE AWAY FROM THE BUILDING, CALL 911 IMMEDIATELY TO REPORT THE SUSPECTED GAS LEAK.
3. AFTER CALLING 911, CALL THE GAS SERVICE PROVIDER FOR THIS BUILDING AS FOLLOWS:

Call Edison 1-800-752-6633
PROVIDER NUMBER

SMOKE DETECTORS. THE LAW REQUIRES THE OWNER OF THE PREMISES TO PROVIDE AND INSTALL ONE OR MORE APPROVED AND OPERATIONAL SMOKE DETECTORS IN EACH APARTMENT AND TO PERIODICALLY REPLACE SUCH DEVICES UPON THE EXPIRATION OF THEIR USEFUL LIFE IN ACCORDANCE WITH ARTICLE 21 OF CHAPTER 207 OF TITLE 24 OF THE NEW YORK CITY ADMINISTRATIVE CODE. THE TENANT OF EACH APARTMENT IS RESPONSIBLE FOR THE MAINTENANCE AND REPAIR OF THE DETECTORS INSTALLED IN THE APARTMENT AND FOR REPAIRING ANY OR ALL DETECTORS WHICH ARE STOLEN, REMOVED, MISSING OR BECOME INOPERABLE DURING THE OCCUPANCY OF THE APARTMENT WITH A NOTICE MEETING THE REQUIREMENTS OF ARTICLE 202 OF CHAPTER 3 OF TITLE 26 OF THE ADMINISTRATIVE CODE. UNLESS A DETECTOR BECOMES INOPERABLE WITHIN ONE YEAR OF BEING INSTALLED DUE TO A MANUFACTURING DEFECT, THE TENANT OF EACH APARTMENT IN THIS BUILDING IN WHICH A BATTERY-OPERATED SMOKE DETECTOR IS PROVIDED AND INSTALLED SHALL PAY THE OWNER A MAXIMUM OF TWENTY FIVE DOLLARS OR A MAXIMUM OF FIFTY DOLLARS WHERE A COMBINED SMOKE AND CARBON MONOXIDE DETECTING DEVICE IS INSTALLED FOR THE COST OF PROVIDING AND INSTALLING EACH DETECTOR. THE TENANT HAS ONE (1) YEAR FROM THE DATE OF INSTALLATION TO MAKE SUCH PAYMENT TO THE OWNER.

CARBON MONOXIDE DETECTORS. THE LAW REQUIRES THE OWNER OF THE PREMISES TO PROVIDE A CARBON MONOXIDE ALARM IN EACH APARTMENT IN THIS BUILDING. THE CARBON MONOXIDE ALARM MUST BE PLACED WITHIN 15 FEET OF THE PRIMARY ENTRANCE TO EACH SLEEPING ROOM. MUST BE EQUIPPED WITH AN END OF LIFE ALARM, AND MUST BE PERIODICALLY REPLACED BY THE OWNER AS NECESSARY WITHIN THE SUGGESTED USEFUL LIFE OF THE ALARM EXPIRES. TENANTS ARE RESPONSIBLE FOR THE MAINTENANCE AND REPAIR OF THE ALARMS INSTALLED IN THE APARTMENT AND FOR REPLACING ANY OR ALL ALARMS THAT ARE STOLEN, REMOVED, MISSING, OR BECOME INOPERABLE DURING THE OCCUPANCY OF THE APARTMENT UNLESS AN ALARM BECOMES INOPERABLE WITHIN ONE YEAR OF BEING INSTALLED DUE TO A MANUFACTURING DEFECT. THE OCCUPANT OF EACH APARTMENT IN WHICH A CARBON MONOXIDE ALARM IS PROVIDED AND INSTALLED MUST PAY THE OWNER \$ 25.00 PER ALARM, OR A MAXIMUM OF \$ 50.00 PER DEVICE WHERE A COMBINED SMOKE AND CARBON MONOXIDE DETECTING DEVICE IS INSTALLED. THESE FEES COVER THE COST OF THE WORK FOR THE INSTALLATION AND MAINTENANCE OF EACH DEVICE. THE OCCUPANT HAS ONE YEAR FROM THE DATE OF INSTALLATION TO PAY THE OWNER.

DEPARTMENT OF HOUSING PRESERVATION AND DEVELOPMENT

HOUSING INFORMATION GUIDE FOR TENANTS AND OWNERS

A housing information guide, the "ABCs of Housing," is available on the New York City Department of Housing Preservation and Development's website at www.nyc.gov/hpd. This guide is also available in print by calling 311.

The guide contains information about the following topics:

- Eviction
- Heat and hot water
- Pest management
- Tenant organizations
- Rent-regulated leases
- Rental assistance for elderly or disabled tenants
- Housing discrimination
- Repairs and maintenance
- Tenant response to owner notifications
- Access for owner inspections and repair
- Free and low-cost legal services

GUÍA DE INFORMACIÓN DE VIVIENDA PARA INQUILINOS Y DUEÑOS

Un guía de información de vivienda los "ABC's de Vivienda" está disponible en la página web del Departamento de Preservación de Viviendas y Desarrollo de la Ciudad de Nueva York en www.nyc.gov/hpd. Este guía impreso también está disponible llamando al 311.

El guía contiene información sobre los siguientes temas:

- Desalojo
- Calefacción y agua caliente
- Manejo de plagas
- Organización de inquilinos
- Alquiler de arrendamientos regulados
- Discriminación de vivienda
- Reparaciones y mantenimiento
- Respuesta de inquilinos a notificaciones del dueño
- Acceso para inspecciones de dueños para reparaciones
- Servicios legales gratis y a bajo costo

FIRE SAFETY NOTICE

IN THE EVENT OF FIRE, STAY CALM, NOTIFY THE FIRE DEPARTMENT AND FOLLOW THE DIRECTIONS OF FIRE DEPARTMENT PERSONNEL. IF YOU MUST TAKE IMMEDIATE ACTION, USE YOUR JUDGMENT AS TO THE SAFEST COURSE OF ACTION, GUIDED BY THE FOLLOWING INFORMATION:

YOU ARE IN A NON-COMBUSTIBLE (FIREPROOF) BUILDING

If the Fire Is In Your Apartment

- Close the door to the room where the fire is and leave the apartment.
- Make sure EVERYONE leaves the apartment with you.
- Take your keys.
- Close, but do not lock, the apartment door.
- Alert people on your floor by knocking on their doors on your way to the exit.
- Use the nearest stairwell to leave the building.
- DO NOT USE THE ELEVATOR.
- Call 911 once you reach a safe location. Do not assume the fire has been reported unless firefighters are on the scene.
- Meet the members of your household at a pre-determined location outside the building. Notify the firefighters if anyone is unaccounted for.

If the Fire Is Not In Your Apartment

- Stay inside your apartment and listen for instructions from firefighters unless conditions become dangerous.
- If you must exit your apartment, first feel the apartment door and doorknob for heat. If they are not hot, open the door slightly and check the hallway for smoke, heat or fire.
- If you can safely exit your apartment, follow the instructions above for a fire in your apartment.
- If you cannot safely exit your apartment or building, call 911 and tell them your address, floor, apartment number and the number of people in your apartment.
- Seal the doors to your apartment with wet towels or sheets, and seal air ducts or other openings where smoke may enter.
- Open windows a few inches at top and bottom unless flames and smoke are coming from below.
- Do not break any windows.
- If conditions in the apartment appear life-threatening, open a window and wave a towel or sheet to attract the attention of firefighters.
- If smoke conditions worsen before help arrives, get down on the floor and take short breaths through your nose. If possible, retreat to a balcony or terrace away from the source of the smoke, heat or fire.

10"

8"

NYC Smoke-Free Air Act Local Law No. 152 of 2013

No Smoking or Electronic Cigarette Use

This is a smoke-free establishment.

To report violations of the law, call 311 or visit nyc.gov/health

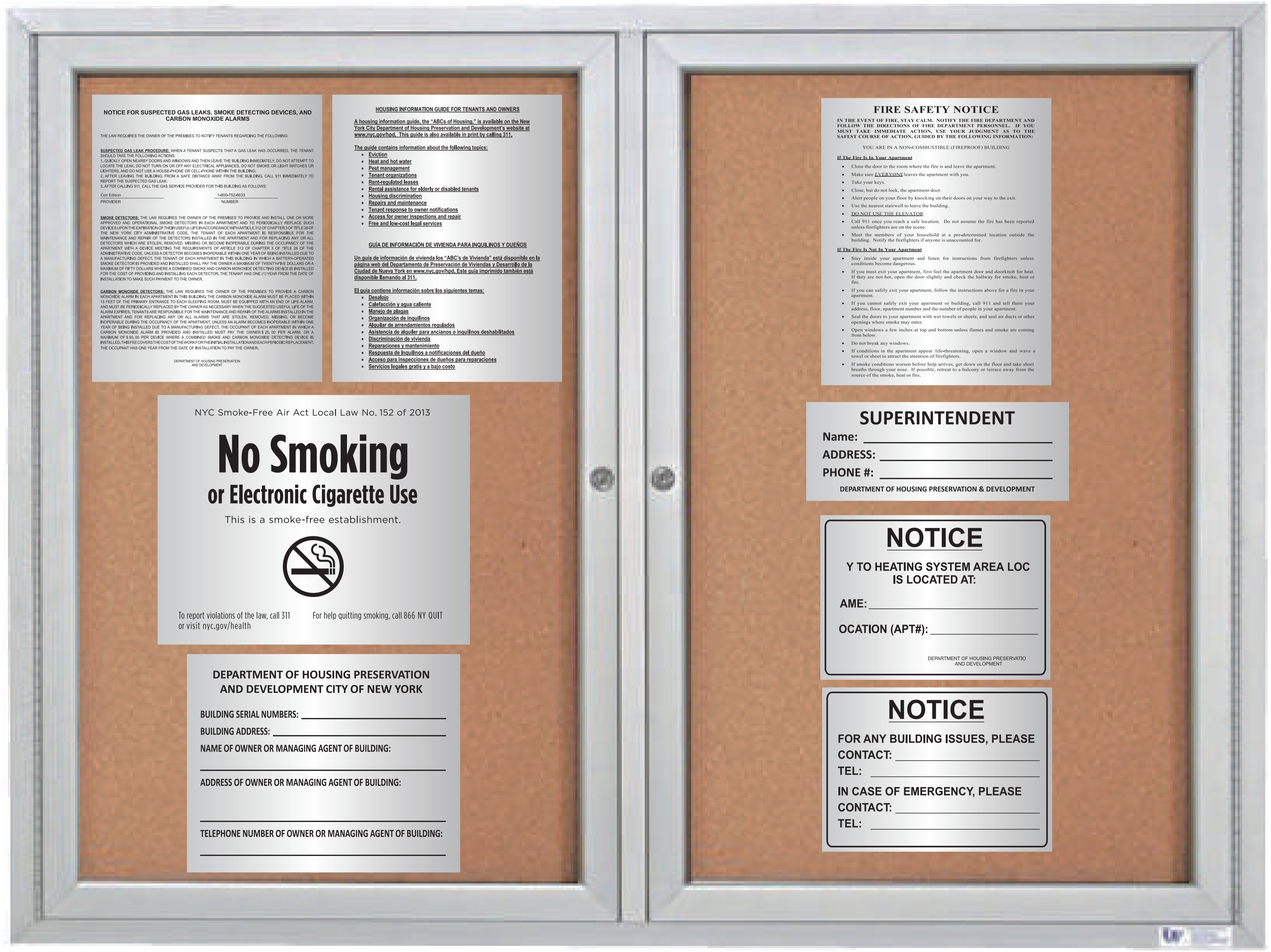
For help quitting smoking, call 866 NY QUIT

COMBINED NOTICE GAS LEAKS, SMOKE DETECTOR & CARBON MONOXIDE ALARM

HOUSING INFO GUIDE

FIRE SAFETY NOTICE

NYC SMOKE-FREE



8 3/4"

7"

DEPARTMENT OF HOUSING PRESERVATION AND DEVELOPMENT CITY OF NEW YORK

BUILDING SERIAL NUMBERS: _____

BUILDING ADDRESS: _____

NAME OF OWNER OR MANAGING AGENT OF BUILDING: _____

ADDRESS OF OWNER OR MANAGING AGENT OF BUILDING: _____

TELEPHONE NUMBER OF OWNER OR MANAGING AGENT OF BUILDING: _____

8"

3"

SUPERINTENDENT

Name: _____

ADDRESS: _____

PHONE #: _____

DEPARTMENT OF HOUSING PRESERVATION & DEVELOPMENT

HPD - BUILDING INFORMATION

7"

5"

NOTICE

Y TO HEATING SYSTEM AREA LOC IS LOCATED AT:

AME: _____

OLOCATION (APT#): _____

DEPARTMENT OF HOUSING PRESERVATION AND DEVELOPMENT

HPD - BOILER ROOM KEY

SUPERINTENDENT INFORMATION

NOTICE

FOR ANY BUILDING ISSUES, PLEASE CONTACT: _____

TEL: _____

IN CASE OF EMERGENCY, PLEASE CONTACT: _____

TEL: _____

EMERGENCY CONTACT INFORMATION

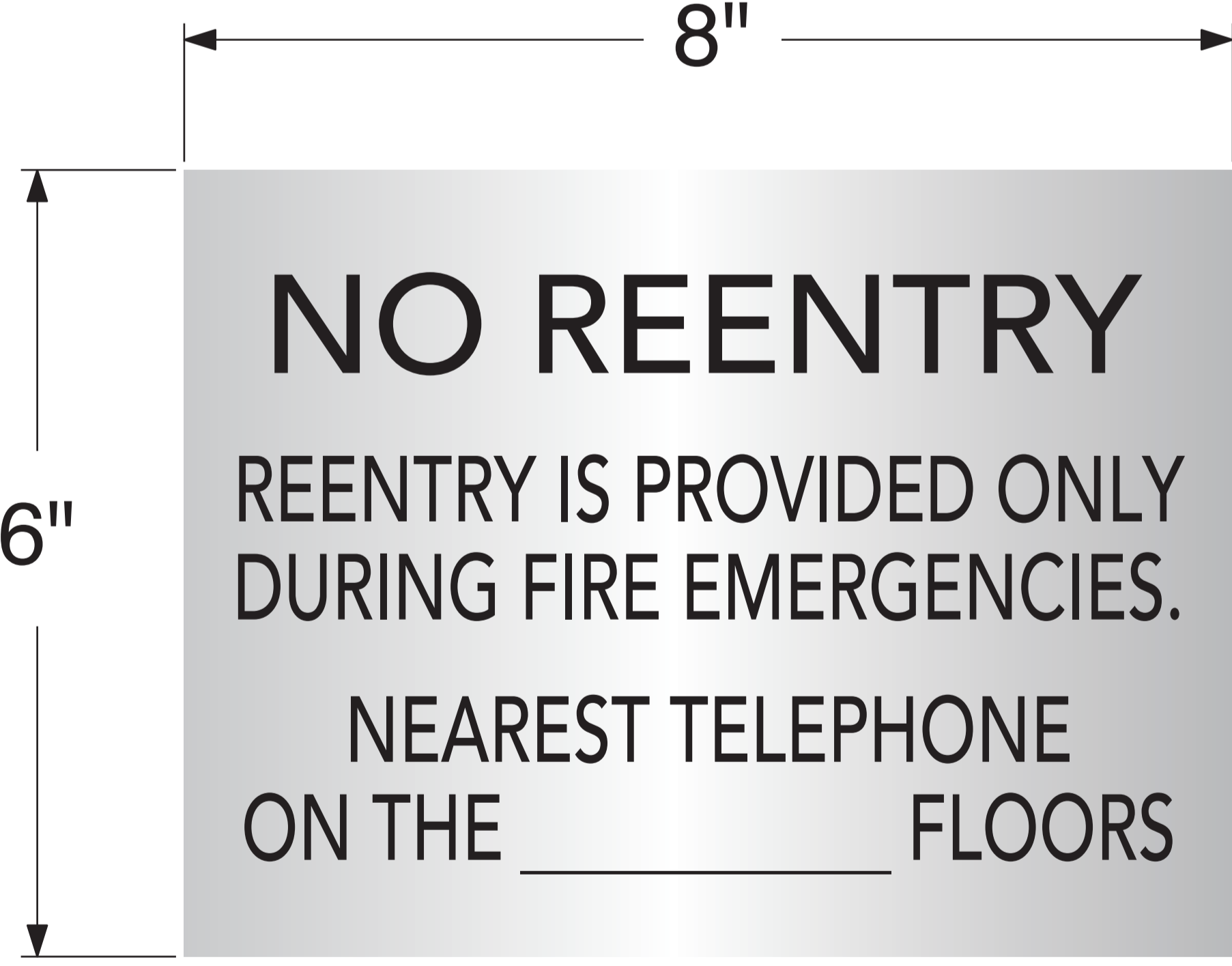
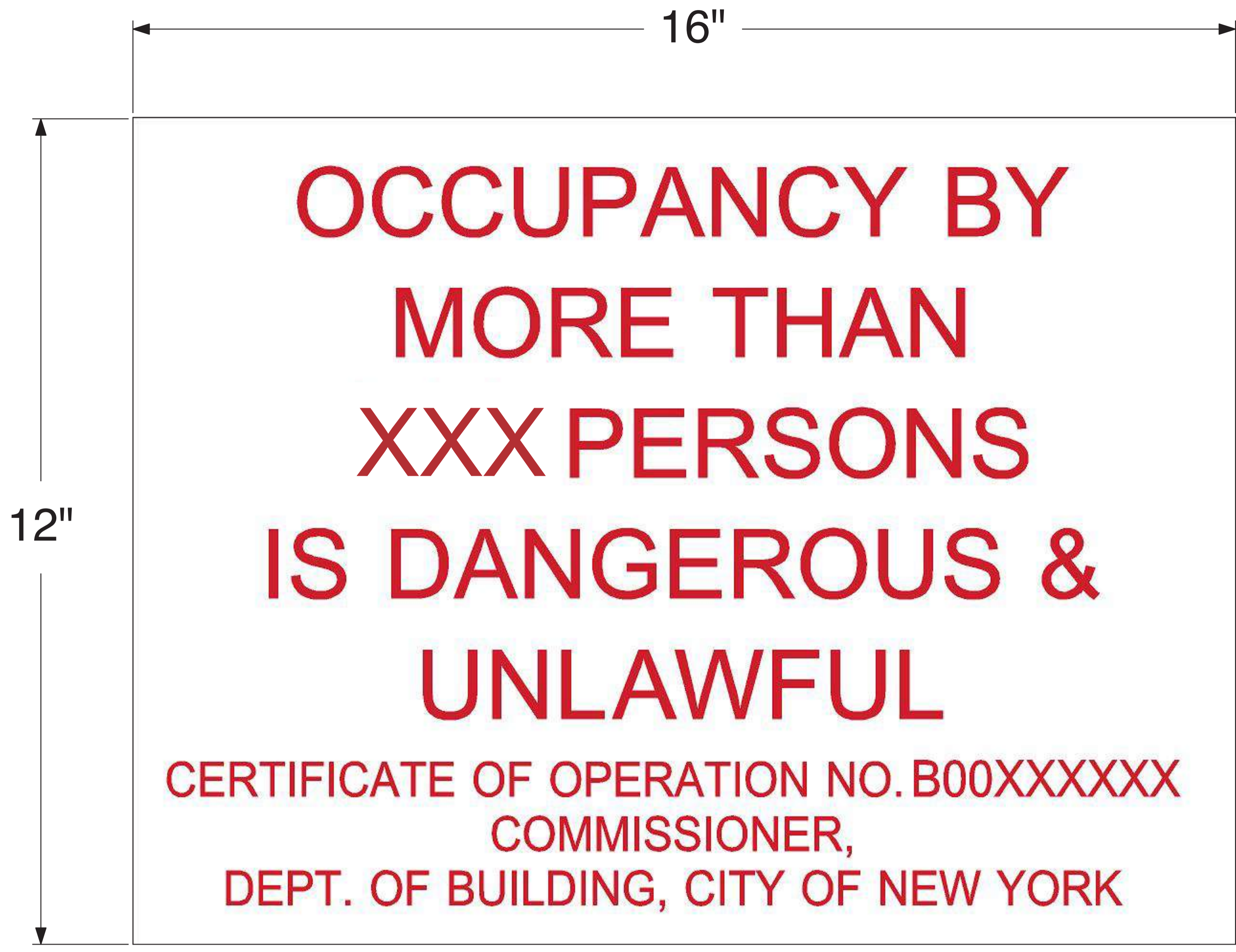
HPD OTHER NOTICE SIGNS

Background: Variety

Text: Laser-Engraved

Mounting: D/F Tape & Silicone

Size: Variety



PHOTOLUMINESCENT EGRESS SIGNAGE

Background: Photoluminescent Sheet


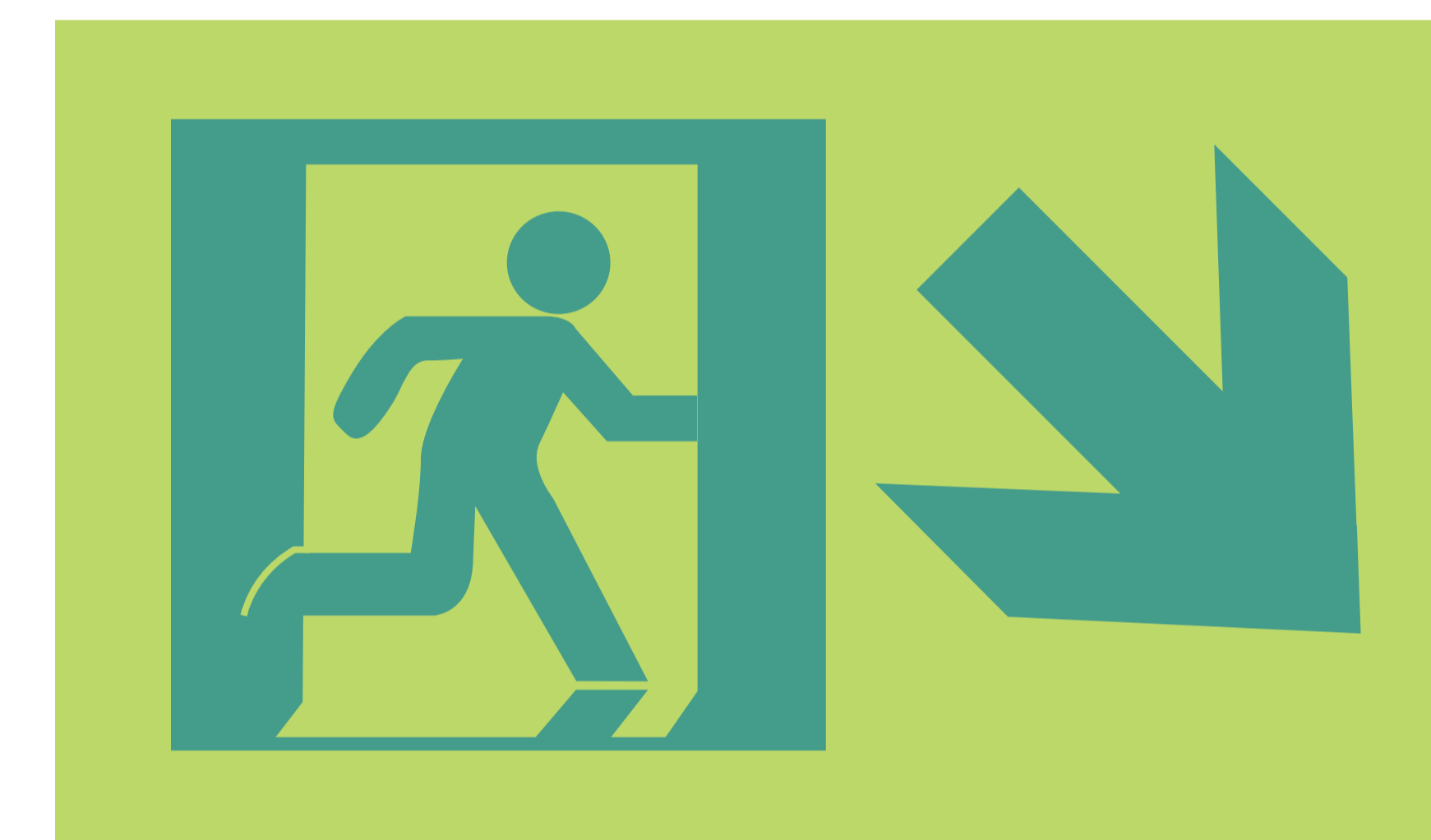
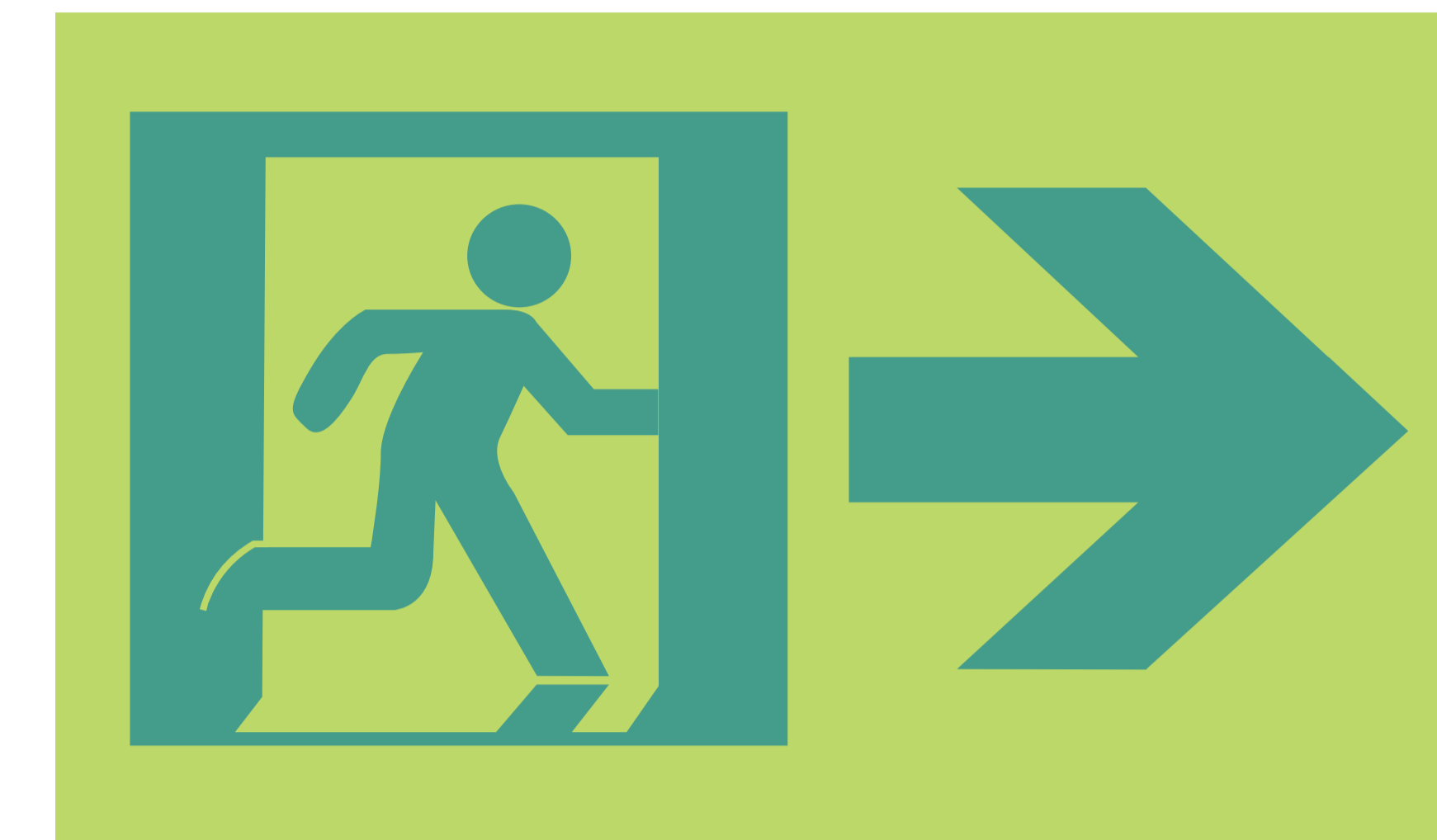
Text: Printing

Mounting: D/F Tape & Silicone

Size: Variety



RUNNING MAN WITH EXIT 5.25" X 12.5"



RUNNING MAN WITH ARROW 5.25" X 9"



FLOOR IDENTIFICATION 12" X 18"



RUNNING MAN NOT AN EXIT 8.6" X 6"



FINAL EXIT WITH ARROW 10" X 14"




EXIT THROUGH LOBBY WITH ARROW 18" X 8"

ADA COLOR CONTRAST GUIDE

ADA Alternative Appliqué & ADA Alternative Substrate

ADA ALTERNATIVE APPLIQUE



Distance Legibility Chart

Many factors impact clear signage design visibility. Rowmark has compiled specifications for determining character distance legibility into the three charts below. The information provided below is only accurate when the character design has an acceptable contrast ratio compared to substrate. For example, black lettering on a primary yellow background will give the highest contrast ratio and clearest visibility.

	inches	mm		feet	meters		feet	meters
character height	3"	76	best readable distance	30'	9.14	maximum readable distance	100'	30.48
	4"	102		40'	12.19		150'	45.72
	6"	152		60'	18.29		200'	60.96
	8"	203		80'	24.38		350'	106.68
	9"	229		90'	27.43		400'	121.92
	10"	254		100'	30.48		450'	137.16
	12"	305		120'	35.58		525'	160.02
	15"	381		150'	45.72		630'	192.02
	18"	457		180'	54.86		750'	228.60
	24"	610		240'	73.15		1000'	304.80
	30"	762		300'	91.44		1250'	381.00
	36"	914		360'	109.73		1500'	457.20
	42"	1067		420'	128.02		1750'	533.40
	48"	1219		480'	146.30		2000'	609.60
	54"	1371		540'	164.59		2250'	685.80
60"	1524	600'	182.88	2500'	762.00			

Color Contrast Examples

Below are a few examples of contrasting colors that will allow maximum readability when used with the above recommendations for readable character distance.



Light colors on dark background



Dark colors on light background

All information contained herein is based on technical data which ClearPath Signage Systems believes to be reliable. The information is provided without any representation or warranty, expressed or implied, regarding accuracy or correctness. Such information is intended only for use by persons having skill and know-how and is to be used by such persons only at their own direction and risk. ClearPath does not assume responsibility and expressly disclaims liability for loss, damage or expense arising out of, or in any way incurred, from the direct or indirect use of such information.

*Substrate & Tactile Letters selections

trolase ADA signage

TroLase ADA Signage is a solid, dyed, acrylic based material primarily used for producing braille and tactile signage. With the added advantage of being UV stable, it is ideal for functional signage in indoor and outdoor areas, for cutting out letters, and for creating 3-dimensional signs. The thinner options are becoming an increasingly popular medium for producing architectural models.

applications

- Interior Signs
- Exterior Signs
- ADA Compliant Braille & Tactile Signs
- 3D Signs
- Model Making
- Cut Out Letters



material features

Material: Modified acrylic, 1-Ply

Finish: matte

Thickness: 1/32" / 1/16" / 1/8"

Cutting method: laser, saw, guillotine

Sheet size: 49" x 24.25"



Laser material



Rotary material



Interior use



Exterior use



Made in USA

red	
Product No.	SAP No.
1/32" LS601-103	71806
1/16" LS601-106	71807
1/8" LS601-109	86532

blue	
Product No.	SAP No.
1/32" LS501-103	71767
1/16" LS501-106	71768
1/8" LS501-109	86534

bright white	
Product No.	SAP No.
1/32" LS204-103	71526
1/16" LS204-106	71527
1/8" LS204-109	71528

black	
Product No.	SAP No.
1/32" LS401-103	71727
1/16" LS401-106	71729
1/8" LS401-109	71730

marine blue	
Product No.	SAP No.
1/16" LS502-106	86514

white	
Product No.	SAP No.
1/32" LS201-103	71519
1/16" LS201-106	86506
1/8" LS201-109	142511

burgundy	
Product No.	SAP No.
1/16" LS602-106	71812

light grey	
Product No.	SAP No.
1/32" LS305-103	86522
1/16" LS305-106	86513

silver	
Product No.	SAP No.
1/32" LS304-103	86517
1/16" LS304-106	126538

yellow	
Product No.	SAP No.
1/32" LS701-103	86516
1/16" LS701-106	86526

charcoal grey	
Product No.	SAP No.
1/32" LS307-103	71600
1/16" LS307-106	71601
1/8" LS307-109	71603

clear	
Product No.	SAP No.
1/32" LS101-103	71505
1/16" LS101-106	71507
1/8" LS101-109	71508

green	
Product No.	SAP No.
1/32" LS901-103	86535
1/16" LS901-106	86523
1/8" LS901-109	126542

trolase

TroLase is a UV-resistant, acrylic-based laminate for both indoor and outdoor applications benefiting from a thin top layer, it enables detailed engraving at high production speeds. Its superior composition minimizes residue, therefore reducing the need for cleaning while maximizing your output.

applications

- Interior Signs
- Exterior Signs
- Badges
- Trophy Plates
- Safety Signs
- Industrial Signage
- Legend Plates



material features

Material: Micro-surfaced impact acrylic, 2-Ply / 3-Ply

Finish: matte non-glare, gloss

Thickness: 1/32" / 1/16" / 1/8"

Engraving depth: 0.003"

Cutting method: laser, saw, guillotine

Sheet size: 49" x 24.25"



Laser material



Rotary material



Interior use




Exterior use




Made in USA

best sellers


Use the SAP number when placing your order.



white/red		
Product No.	SAP No.	
1/32" L206-203	86585	
1/16" L206-206	71584	
1/8" L206-209	86591	



white/blue		
Product No.	SAP No.	
1/16" L205-206	71565	



white/black		
Product No.	SAP No.	
1/32" L204-203	86561	
1/16" L204-206	71546	
1/8" L204-209	71549	




red/white		
Product No.	SAP No.	
1/32" L602-203	86565	
1/16" L602-206	71828	
1/8" L602-209	71831	



blue/white		
Product No.	SAP No.	
1/32" L512-203	86581	
1/16" L512-206	71782	
1/8" L512-209	86582	




black/white		
Product No.	SAP No.	
1/32" L402-203	86563	
1/16" L402-206	71747	
1/8" L402-209	71750	



yellow/black		
Product No.	SAP No.	
1/32" L704-203	86562	
1/16" L704-206	71864	
1/8" L704-209	86566	




bright green/white		
Product No.	SAP No.	
1/32" L932-203	86596	
1/16" L932-206	71946	
1/8" L932-209	91696	




smoke grey/white		
Product No.	SAP No.	
1/16" L312-206	71614	

trolase

Items highlighted in **RED** are not regularly stocked and require a special order subject to availability. Delivery times will vary. Use the SAP number when placing your order.



red/black		
Product No.	SAP No.	
1/16" L604-206	71835	




red/gold		
Product No.	SAP No.	
1/16" L617-206	71847	




orange/white		
Product No.	SAP No.	
1/32" L612-203	86564	
1/16" L612-206	71841	




orange/black		
Product No.	SAP No.	
1/16" L614-206	71846	
1/32" L614-203	111627	




gloss yellow/black		
Product No.	SAP No.	
1/16" L704-206G	71867	




yellow/red		
Product No.	SAP No.	
1/32" L706-203	111629	
1/16" L706-206	86590	
1/8" L706-209	117896	



celadon green/white		
Product No.	SAP No.	
1/16" L972-206	71955	



evergreen/white		
Product No.	SAP No.	
1/32" L912-203	86586	
1/16" L912-206	71937	
1/8" L912-209	86592	




evergreen/gold		
Product No.	SAP No.	
1/16" L917-206	71938	



light blue/white		
Product No.	SAP No.	
1/16" L562-206	71800	


3-ply



white/black/white		
Product No.	SAP No.	
1/16" L204-306	91640	
1/8" L204-309	91644	




blue/white/blue		
Product No.	SAP No.	
1/16" L512-306	71785	
1/8" L512-309	71787	



sapphire/white		
Product No.	SAP No.	
1/32" L502-203	86594	
1/16" L502-206	71772	



navy blue/white		
Product No.	SAP No.	
1/16" L552-206	71796	



navy blue/gold		
Product No.	SAP No.	
1/16" L557-206	71797	



purple/white		
Product No.	SAP No.	
1/16" L582-206	71804	
1/32" L582-203	111628	




burgundy/white		
Product No.	SAP No.	
1/16" L622-206	71852	




pink/white		
Product No.	SAP No.	
1/16" L662-206	86588	




pink/black		
Product No.	SAP No.	
1/16" L664-206	86593	




medium brown/white		
Product No.	SAP No.	
1/16" L822-206	71903	



dark brown/white		
Product No.	SAP No.	
1/16" L842-206	71909	



dark walnut/white		
Product No.	SAP No.	
1/16" L002-206	71512	



english walnut/white		
Product No.	SAP No.	
1/16" L192-206	71515	




blueberry/white		
Product No.	SAP No.	
1/16" L542-206	101807	




black/white/black		
Product No.	SAP No.	
1/16" L402-306	91641	
1/8" L402-309	91645	




yellow/black/yellow		
Product No.	SAP No.	
1/16" L704-306	71869	
1/8" L704-309	71870	




light grey/white		
Product No.	SAP No.	
1/16" L322-206	86555	




almond/black		
Product No.	SAP No.	
1/16" L854-206	71911	




black/silver		
Product No.	SAP No.	
1/16" L413-206	86587	




black/red		
Product No.	SAP No.	
1/16" L406-206	71756	



black/gold		
Product No.	SAP No.	
1/16" L417-206	71759	



gloss black/white		
Product No.	SAP No.	
1/16" L422-206	86580	
1/8" L422-209	71751	



gloss black/gold		
Product No.	SAP No.	
1/16" L427-206	86589	



gloss red/white		
Product No.	SAP No.	
1/16" L602-206G	71829	



gloss bright green/white		
Product No.	SAP No.	
1/16" L932-206G	71947	




gloss blue/white		
Product No.	SAP No.	
1/16" L512-206G	71783	



gloss purple/white		
Product No.	SAP No.	
1/16" L582-206G	71805	



gloss white/black		
Product No.	SAP No.	
1/16" L204-206G	71547	




sky blue/yellow		
Product No.	SAP No.	
1/16" L517-206	132759	



red/white/red		
Product No.	SAP No.	
1/16" L602-306	71832	
1/8" L602-309	71834	


trolase metallic

Items highlighted in **RED** are not regularly stocked and require a special order subject to availability. Delivery times will vary. Use the SAP number when placing your order.




smooth gold/black

Product No.	SAP No.
1/32" LMT714-203	86661
* 1/16" LMT714-206	86599
* 1/16" LMT714-206SR	71878
1/8" LMT714-209	86662




brushed aluminum/black

Product No.	SAP No.
1/32" LMT354-203	86632
* 1/32" LMT354-203SR	71690
* 1/16" LMT354-206	71700
* 1/16" LMT354-206SR	71702
* 1/8" LMT354-209	86634
1/8" LMT354-209SR	71710




brushed copper/black

Product No.	SAP No.
1/32" LMT894-203	86660
1/16" LMT894-206	71931
* 1/16" LMT894-206SR	71932




brushed gold/black

Product No.	SAP No.
1/32" LMT734-203	86602
* 1/16" LMT734-206	71881
* 1/16" LMT734-206SR	71882
1/8" LMT734-209	92076




brushed silver/black

Product No.	SAP No.
1/32" LMT334-203	86619
* 1/16" LMT334-206	71625
* 1/16" LMT334-206SR	71626
1/8" LMT334-209	86658




brushed brass/black

Product No.	SAP No.
* 1/16" LMT764-206SR	71895




european gold/black

Product No.	SAP No.
1/32" LMT754-203	86600
* 1/16" LMT754-206	71889
* 1/16" LMT754-206SR	71890
1/8" LMT754-209	86649



smooth silver/black

Product No.	SAP No.
1/32" LMT344-203	86598
* 1/16" LMT344-206	86597
* 1/16" LMT344-206SR	71658
* 1/8" LMT344-209	86656
1/8" LMT344-209SR	71682



brushed deep bronze/black

Product No.	SAP No.
1/16" LMT884-206	86648




bright chrome/black

Product No.	SAP No.
1/16" LMT324-206	71619

*Product numbers with "SR" designate items that come with an additional clear coated "cap" for improved scratch resistance and enhanced durability.


trolase metallic plus

Items highlighted in **RED** are not regularly stocked and require a special order subject to availability. Delivery times will vary. Use the SAP number when placing your order.




brushed stainless steel/black

Product No.	SAP No.
1/32" LMT+314-203	87112
1/16" LMT+314-206	71615
1/8" LMT+314-209	87106




brushed bright nickel/black

Product No.	SAP No.
1/32" LMT+364-203	87138
1/16" LMT+364-206	87116
1/8" LMT+364-209	87135




brushed copper/black

Product No.	SAP No.
1/32" LMT+864-203	87136
1/16" LMT+864-206	87114
1/8" LMT+864-209	87141




brushed stainless steel/blue

Product No.	SAP No.
1/32" LMT+315-203	87137
1/16" LMT+315-206	87117
1/8" LMT+315-209	87139



brushed stainless steel/red

Product No.	SAP No.
1/32" LMT+316-203	87145
1/16" LMT+316-206	87118
1/8" LMT+316-209	87146



brushed gold/black

Product No.	SAP No.
1/32" LMT+764-203	87115
1/16" LMT+764-206	71893
1/8" LMT+764-209	87108

trolase reverse

TroLase Reverse is comprised of a transparent acrylic fascia with a colored coating on the reverse side. By reverse engraving your image into the colored layer, you expose a clear text/image that can either be filled with your choice of acrylic paint, or backlit for an effective contrast. As an additional feature, the reverse has a third layer of backing which significantly reduces the cleaning time and enhances the depth of color.

applications

- Interior Signs
- Exterior Signs
- Badges
- Safety Signs
- Control Panels



material features - trolase metallic

Material: Micro-surfaced impact acrylic with back-coating, 2-Ply

Finish: matte non-glare, gloss (gold and silver)

Thickness: 1/8", 1/16"

Engraving depth: 0.003"

Cutting method: laser, saw

Sheet size: 49" x 24.25"



Laser material



Rotary material



Interior use



Exterior use



Reverse




Made in USA

trolase reverse

Items highlighted in **RED** are not regularly stocked and require a special order subject to availability. Delivery times will vary. Use the SAP number when placing your order.




matte clear/red
Product No. **SAP No.**
1/16" LR601-206 **71810**




matte clear/navy blue
Product No. **SAP No.**
1/16" LR551-206 **71793**




matte clear/white
Product No. **SAP No.**
1/16" LR201-206 **71521**
1/8" LR201-209 **71524**




matte clear/yellow
Product No. **SAP No.**
1/16" LR701-206 **71853**




matte clear/blueberry
Product No. **SAP No.**
1/16" LR541-206 **71791**




matte clear/
brushed aluminum
Product No. **SAP No.**
1/16" LR351-206 **71684**
1/8" LR351-209 **125700**




matte clear/green
Product No. **SAP No.**
1/16" LR931-206 **86556**




matte clear/burgundy
Product No. **SAP No.**
1/16" LR621-206 **71849**




matte clear/silver
Product No. **SAP No.**
1/16" LR341-206 **71632**
1/8" LR341-209 **71640**




matte clear/celedon
Product No. **SAP No.**
1/16" LR971-206 **71952**




matte clear/dark brown
Product No. **SAP No.**
1/16" LR841-206 **71905**




gloss clear/silver
Product No. **SAP No.**
1/16" LR340-206 **71630**
1/8" LR340-209 **71631**



matte clear/pine green
Product No. **SAP No.**
1/16" LR911-206 **71933**




matte clear/gold
Product No. **SAP No.**
1/16" LR711-206 **71873**




matte clear/grey
Product No. **SAP No.**
1/16" LR311-206 **71604**




matte clear/sapphire
Product No. **SAP No.**
1/16" LR561-206 **71798**




gloss clear/gold
Product No. **SAP No.**
1/16" LR710-206 **71872**




matte clear/black
Product No. **SAP No.**
1/16" LR401-206 **71732**
1/8" LR401-209 **71734**



matte clear/blue
Product No. **SAP No.**
1/16" LR511-206 **71773**



matte clear/ivory
Product No. **SAP No.**
1/16" LR221-206 **86557**




gloss clear/black
Product No. **SAP No.**
1/16" LR400-206 **71726**

troglass reverse

TroGlass Reverse is a transparent, cast gloss acrylic with a colored coating on the reverse side. Reverse engraving the back and filling the engraved areas with color, also called “backlighting” creates an elegant effect. A third layer of black backing significantly reduces the cleaning time and enhances the depth of color. Like all Trotec acrylic products, TroGlass Reverse comes standard with a laserable plastic mask.

applications

- Interior Signs
- Exterior Signs
- Safety Signs
- Promotional & Display Signage



material features

Material: Micro-surfaced impact acrylic with black-coating - 2-ply

Finish: gloss

Thickness: 3mm (1/8”), 5mm (3/16”)

(thicknesses are an approximation & vary sheet to sheet)

Engraving Depth: .003”

Cutting method: laser, saw

Sheet size: 47.75” x 23.75” • 23.75” x 23.75”(half) • 23.75” x 11.75”(quarter)



Laser material



Rotary material



Interior use



Exterior use



Adhesive Possible

gloss/white	SAP No.
3mm (1/8")	20625
5mm (3/16")	20632

gloss/red	SAP No.
3mm (1/8")	20630
5mm (3/16")	20636

gloss/black	SAP No.
3mm (1/8")	20628
5mm (3/16")	20634

gloss/green	SAP No.
3mm (1/8")	65005
5mm (3/16")	65008

gloss/burgundy	SAP No.
3mm (1/8")	119379
5mm (3/16")	119380

gloss/silver	SAP No.
3mm (1/8")	20627
5mm (3/16")	20633

gloss/gold	SAP No.
3mm (1/8")	20631
5mm (3/16")	20637

gloss/light blue	SAP No.
3mm (1/8")	119381
5mm (3/16")	119393

gloss/bronze gold	SAP No.
3mm (1/8")	119375
5mm (3/16")	119377

gloss/blue	SAP No.
3mm (1/8")	20629
5mm (3/16")	20635


troglass frosted & LED

TroGlass Frosted is a heavy-duty cast acrylic with a matte surface featured on both sides giving it a texture. The frosted surface combined with the intrinsic hardness of cast acrylic is ideal for applications that require higher material strength or durability. Like all TroGlass products, TroGlass Frosted comes with a laserable plastic mask.

TroGlass LED is cast acrylic optimized for LED wavelengths. This allows for better light transmission by eliminating the “spot effects” typical of LED lights with better diffusion. TroGlass LED also comes standard with a laserable plastic mask.

applications

- Signage
- Displays & POP
- Illumination & Backlit Signage
- Interior Design & Furnishing
- Shop Fitting



material features - troglass frosted

Material: Cast acrylic

Finish: Matte, sandblasted texture

Thickness: 3mm (1/8")

(thicknesses are an approximation and vary sheet to sheet)

Cutting method: laser, saw

Sheet size: 47.75" x 23.75"(full) • 23.75" x 23.75"(half) • 23.75" x 11.75"(quarter)



Laser material



Rotary material



Interior use



Exterior use



Adhesive Possible

material features - troglass LED

Material: Cast acrylic

Finish: One-sided matte, one-sided glossy

Thickness: 3mm (1/8")

(thicknesses are an approximation and vary sheet to sheet)

Cutting method: laser, saw

Sheet size: 47.75" x 23.75"(full) • 23.75" x 23.75"(half) • 23.75" x 11.75"(quarter)



Laser material



Rotary material



Interior use




Exterior use



Adhesive Possible

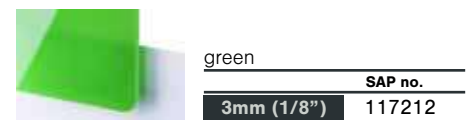
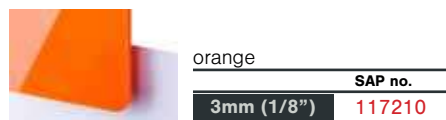
troglass frosted

Items highlighted in **RED** are not regularly stocked and require a special order, subject to availability. Delivery times will vary. Use the SAP number when placing your order.



troglass LED

Items highlighted in **RED** are not regularly stocked and require a special order, subject to availability. Delivery times will vary. Use the SAP number when placing your order.



tips

TroGlass LED is a cast acrylic sheet, developed to optimize LED lighting, which means:

- Colors are formulated to meet the wavelength of LED so that the sheets maintain the same color tone when backlights are turned off.
- It allows a high light transmission. The strong diffusion characteristics eliminate "spot effects."