

CAPITAL SIGNS

CAPITAL SIGNS

DESIGN • MANUFACTURE • INSTALL

TEL : 212-564-1185

FAX : 212-564-4860

**www.capitalsignsnyc.com
signs@capitalsignsnyc.com**

Architectural Signs | Construction Signs | Digital Printing | Vinyl Decal
ADA Signs | Engraved Signs | Awnings | Light Box | Billboards

CONSTRUCTION SIGNAGE

NYC D.O.B Signs	1 - 2
Site Safety & Regulation Signs	3 - 14
Street & Sidewalk Closure Signs	15
Contractor Site Signs	16 - 17

ARCHITECTURE SIGNAGE

Banner, Digital Print & Vinyl Graphic	19 - 21
Letters, Logos & Plaques	22 - 24
Interior & Exterior Signage	25 - 28

Colors and/or Dimensions of the signs in this catalog are suggested and can be changed to your custom specifications/requirements.

New Construction Site Signage:
Sidewalk Shed + Construction Fence Requirements

Construction Fence Signage

Work in Progress: Commercial

Anticipated Completion: Fall 2013

Owner: 280 Broadway Group
280 Broadway, New York, NY 10007
212-555-5555

For additional information:
212-888-1234

General Contractor:
280 Broadway Group
212-555-5555

To anonymously report unsafe conditions
at this worksite, call 311.

Para reportar condiciones peligrosas en un
sitio de trabajo, llame al 311.
No tiene que dar su nombre.

NYC

Work Permit Department of Buildings

To see other permits issued
on this property, visit:
www.nyc.gov/buildings

6'

Construction Fence Signage Smaller Lots

Work in Progress: Residential

Anticipated Completion: Fall 2013

Owner: 280 Broadway Group
280 Broadway, New York, NY 10007
212-555-5555

For additional information:
212-888-1234

General Contractor:
280 Broadway Group
212-555-5555

To anonymously report unsafe conditions
at this worksite, call 311.

Para reportar condiciones peligrosas en un
sitio de trabajo, llame al 311.
No tiene que dar su nombre.

NYC

Work Permit Department of Buildings

To see other permits issued
on this property, visit:
www.nyc.gov/buildings

36.5"

Project Information Panel
for Demolition Sites

Sidewalk Shed Parapet Panel

INSERT ADDRESS

4.5

1.5

Name of Responsible
Contractor or Owner

For more information, visit www.nyc.gov/buildings.

6'

Work in Progress: _____

Anticipated Completion: _____

Owner: _____

For additional information: _____

General Contractor: _____

To anonymously report unsafe conditions
at this worksite, call 311.

Para reportar condiciones peligrosas en un
sitio de trabajo, llame al 311.
No tiene que dar su nombre.

NYC

Work Permit Department of Buildings

To see other permits issued
on this property, visit:
www.nyc.gov/buildings

NYC D.O.B SIGNAGE 1

Tel:212-564-1185
Fax:212-564-4860

www.capitalsignsny.com
signs@capitalsignsny.com



NYC Construction Information Panels

Please fill in the information required below. For Project Information, Small Frontage and Demolition Panels please provide a scanned image of your permit and/or permit number. For Project Information Panels and Small Frontage Panels a Project Image is required.

Project Information, Small Frontage & Demolition Panel - Required Information

1. **WORK IN PROGRESS** (CIRCLE ONE): COMMERCIAL, MANUFACTURING, RETAIL, OFFICE, HOSPITAL, SCHOOL, HOTEL, RESIDENTIAL...

2. **ANTICIPATED COMPLETION DATE:** _____

3. **OWNER INFORMATION** (CORPORATE NAME, ADDRESS & PHONE #):

4. **FOR ADDITIONAL INFORMATION** (PHONE # OR WEBSITE):

5. **GENERAL CONTRACTOR** (CORPORATE NAME & PHONE #):

6. **PERMIT # OR PROVIDE IMAGE OF PERMIT:** _____

7. **PROJECT IMAGE - REQUIRED FOR PROJECT INFORMATION PANEL & SMALL FRONTAGE PANEL ONLY**

Images smaller than 5 MB may be emailed, larger images may be uploaded to our FTP site or mailed on a CD. Please provide Permit and Project Images in PDF, EPS, JPG, TIFF or AI file formats with a resolution of 150 dpi or larger.

Sidewalk Shed Panel - Required Information

1. **ADDRESS:**

2. **NAME OF RESPONSIBLE CONTRACTOR OR OWNER** (MAY INCORPORATE A LOGO):

Any logo provided shall be in a vector file format such as AI, EPS, or vector PDF.



#A



#B

SIZE

☐

7" x 10"

☐

10" x 14"

☐

* 12" x 18"

☐

18" x 24"

☐

24" x 36"



#A-1



#A-2



#A-3



#A-4



#A-5



#A-6



#B-1



#B-2



#B-3



#B-4



#B-5



#B-6

SIZE

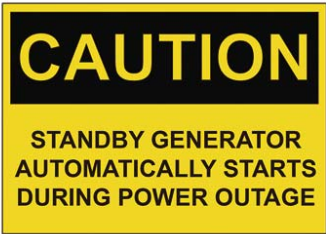
- ☐ 7" x 10"
- ☐ 10" x 14"
- ☐ * 12" x 18"
- ☐ 18" x 24"
- ☐ 24" x 36"



#C



#D



#C-1



#C-2



#C-3



#C-4



#C-5



#C-6



#D-1



#D-2



#D-3



#D-4



#D-5



#D-6



#E



#F

SIZE

☐

7" x 10"

☐

10" x 14"

☐

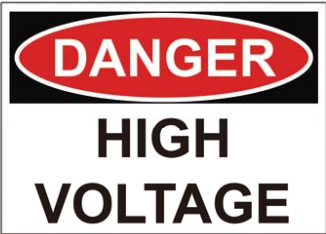
* 12" x 18"

☐

18" x 24"

☐

24" x 36"



#E-1



#E-2



#E-3



#E-4



#E-5



#E-6



#F-1



#F-2



#F-3



#F-4



#F-5



#F-6

SIZE

- 7" x 10"
- 10" x 14"
- * 12" x 18"
- 18" x 24"
- 24" x 36"



#G



#H



#G-1



#G-2



#G-3



#G-4



#G-5



#G-6



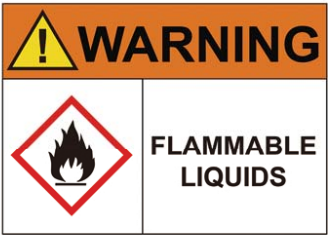
#H-1



#H-2



#H-3



#H-4



#H-5



#H-6

CAPITAL SIGNS

#1



#2



#3



SIZE


#1 ~ #3

- ☐ 12" x 18"
- ☒ *18" x 24"
- ☐ 24" x 36"
- ☐ 36" x 48"

#4



#5



#6



#7



#4 ~ #11

- ☐ 10" x 14"
- ☐ 12" x 18"
- ☒ *18" x 24"
- ☐ 24" x 36"

#8



#9



#10



#11



#12



#13



#14



#12 ~ #14

- ☐ 48" x 72"
- ☒ *48" x 96"

SIZE

#15 ~ #26

- 7" x 10"
- *10" x 14"
- 14" x 20"
- 20" x 28"

#27 ~ #30

- *12" x 12"
- 18" x 18"
- 24" x 24"

#31 & #32

- 4" x 14"
- 6" x 24"

#33 & #34

- 12" x 18"
- *18" x 24"

#35 & #36

Custom Size

#15

EXIT ONLY

#16

EMERGENCY EXIT ONLY

#17

EXIT

#18

EXIT

#19

EXIT

#20

FIRE EXTINGUISHER

#21

FIRE DOOR KEEP CLEAR AT ALL TIMES

#22

STANDPIPE FOR FIRE DEPARTMENT USE ONLY

#23

FIRE HYDRANT

#24

STANDPIPE CONNECTION

#25

FIRE HOSE

#26

IN CASE OF FIRE USE STAIRWAY FOR EXIT DO NOT USE ELEVATORS

#27

SPRINKLER SIAMESE CONNECTION F.D.N.Y. USE

#28

STANDPIPE SIAMESE CONNECTION F.D.N.Y. USE

#29

THIS VALVE CONTROLS SUPPLY TO AUTOMATIC SPRINKLERS MUST BE OPEN AT ALL TIMES TO BE HANDLED ONLY BY AUTHORIZED PERSON OR BY EMPLOYEE CARING FOR SPRINKLER SYSTEM IN CASE OF FIRE DO NOT SHUT VALVE UNTIL FIRE IS ENTIRELY OUT WHEN VALVE IS SHUT FOR EMERGENCY-REPAIRS-OR FIRE-NOTIFY! REQUEST DIRECTIONS-RESTORE PROTECTION QUICKLY

#30

SECURITY GUARD AND VIDEO SURVEILLANCE AT ALL TIMES

#31

FIRE EXTINGUISHER

#32

FIRE EXTINGUISHER

#33

FIRST AID

#34

NO PARKING FIRE HYDRANT

#35

NOT AN EXIT

#36

EMERGENCY EXIT ONLY ALARM WILL SOUND

#37

NO

TRESPASSING

CONSTRUCTION

UNAUTHORIZED PERSONS

KEEP OUT

#38



NO SMOKING

PER F.D.N.Y. CODE SECTION 1404.1:
SMOKING SHALL BE PROHIBITED AT
ALL CONSTRUCTION SITES.
ALL VIOLATORS WILL BE SUBJECTED
TO F.D.N.Y. FINES AND PROSECUTION
BY F.D.N.Y.
CONTRACTORS WILL BE FINED FOR
FAILURE TO ENFORCE THIS RULE

#39

HARD

HAT

AREA

#40

ATTENTION

ALL VISITORS

MUST CHECK IN

AT FIELD OFFICE

#41



DANGER

HARD HAT AREA

#42

DESIGNATED

HARD HAT

AREA

HARD HATS MUST BE WORN
AT ALL TIMES
WHEN ON THIS SITE

#43

AUTOMATIC SPRINKLER

SHUT-OFF VALVE

LOCATED

100 FEET SOUTH EAST

OPPOSITE SIGN

#44



NO

SMOKING

#45



NO SMOKING

IT IS AGAINST THE
LAW TO SMOKE IN
THESE PREMISES

#46



NO

SMOKING

#47

POST

NO

BILLS

#48

GATE

A

#49

STOP - READ

GATE A

THIS GATE IS RESERVED FOR THE EXCLUSIVE USE
OF ALL EMPLOYEES, SUBCONTRACTORS, SUPPLIERS
AND VISITORS OF _____

{YOUR CUSTOM WORDING HERE}

SIZE
#37 ~ #40
<input type="checkbox"/> *24" x 24"
<input type="checkbox"/> 30" x 30"
<input type="checkbox"/> 36" x 36"
#41 ~ #43
<input type="checkbox"/> 18" x 24"
<input type="checkbox"/> 24" x 30"
<input type="checkbox"/> *36" x 48"
#44 ~ #46
<input type="checkbox"/> 7" x 10"
<input type="checkbox"/> *12" x 18"
<input type="checkbox"/> 18" x 24"
#47 ~ #49
<input type="checkbox"/> 12" x 12"
<input type="checkbox"/> *24" x 24"

SIZE

- *12" x 18"
- 18" x 24"

#50



#51



#52



#53



#54



#55



#56



#57



#58



#59



#60



#61



#62



#63



#64





SIZE

#65 ~ #73

- *24" x 24"
- 30" x 30"
- 36" x 36"
- 48" x 48"

#74 & #75

- *12" x 36"
- 18" x 54"

#76 ~ #80

- *18" x 24"
- 24" x 30"
- 30" x 48"
- 48" x 60"

SIZE

- 24" x 24"
- 30" x 30"
- * 36" x 36"
- 48" x 48"

#81



#82



#83



#84



#85



#86



#87



#88



#89



#90



#91



#92



#93



#94



#95



#96





SIZE

☐ 24" x 24"

☐ 30" x 30"

☐ * 36" x 36"

☐ 48" x 48"

SIZE

#113 ~ #120

- *18" x 24"
- 24" x 30"
- 36" x 38"
- 48" x 60"

#113



#114



#115



#116



#117



#118



#119



#120



#121 ~ #125

- 12" x 24"
- *18" x 36"

#121



#122



#123



#124



#126 & #127

- *12" x 36"
- 18" x 48"

#125



#126



#127



#128 ~ #131

- 24" x 24"
- 30" x 30"
- *36" x 36"

#128



#129

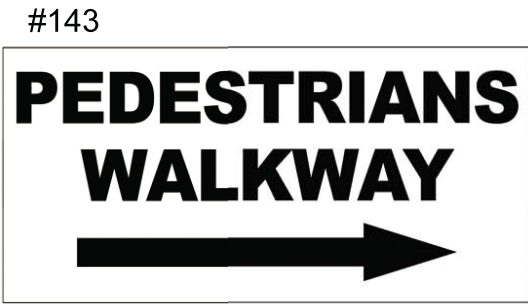
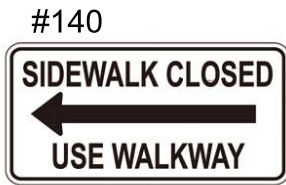
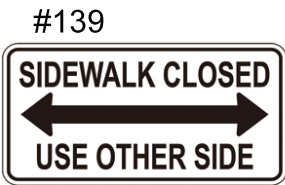
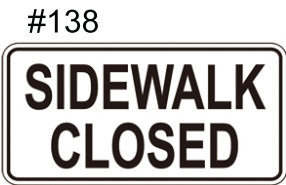


#130



#131





SIZE

#132 ~ #135

- 24" x 36"
- *36" x 48"

#136 & #137

- 36" x 36"
- *48" x 48"

#138 ~ #140

- *12" x 24"
- 18" x 36"
- 24" x 48"

#141 & #142

- *24" x 24"

#143

- *12" x 36"
- 24" x 36"

#CS-1



#CS-2



12" x 24"

#CS-3

4' x 8'



#CS-4



12" x 24"

#CS-5

4' x 6'



#CS-6



12" x 24"

#CS-7

4' x 6'



#CS-8



12" x 24"

4' x 6'

#CS-9



3' x 5'

#CS-10



4' x 6'

#CS-11



4' x 6'

#CS-12



4' x 6'

#CS-A



#CS-B






Banner & Flag | Digital Print | Letters, Logos & Plaques
 Vinyl Graphic | Interior Package | Light Box | Awning
 Exterior Signage

18 WHAT WE DO

Tel:212-564-1185
 Fax:212-564-4860


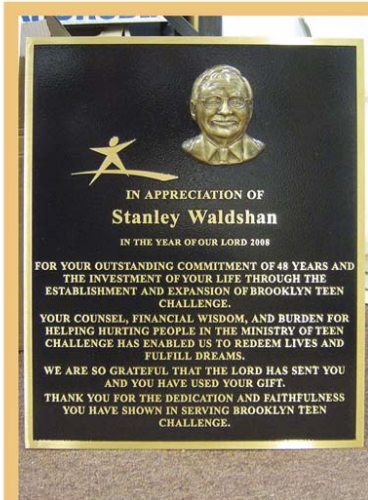
www.capitalsignsnyc.com
signs@capitalsignsnyc.com







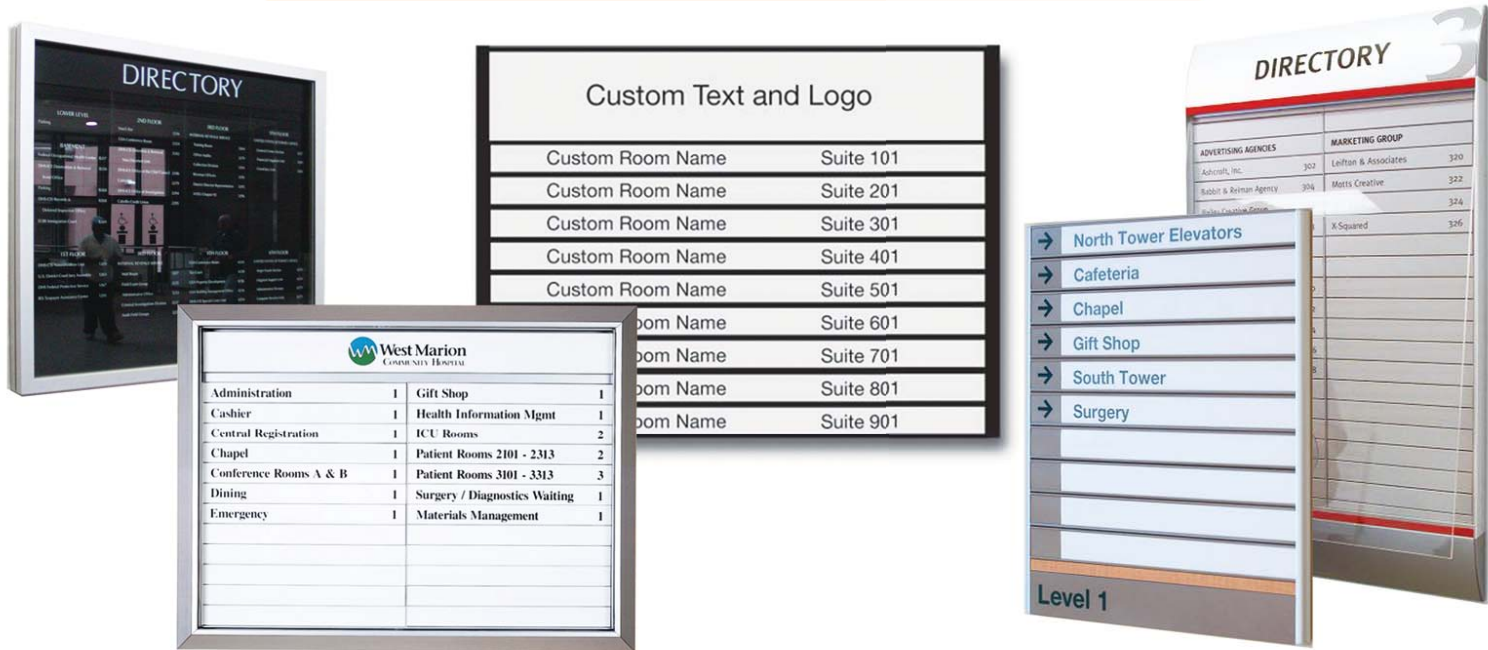






24 LETTERS, LOGOS & PLAQUES

Interior Signage Package
Directory & Wayfinding




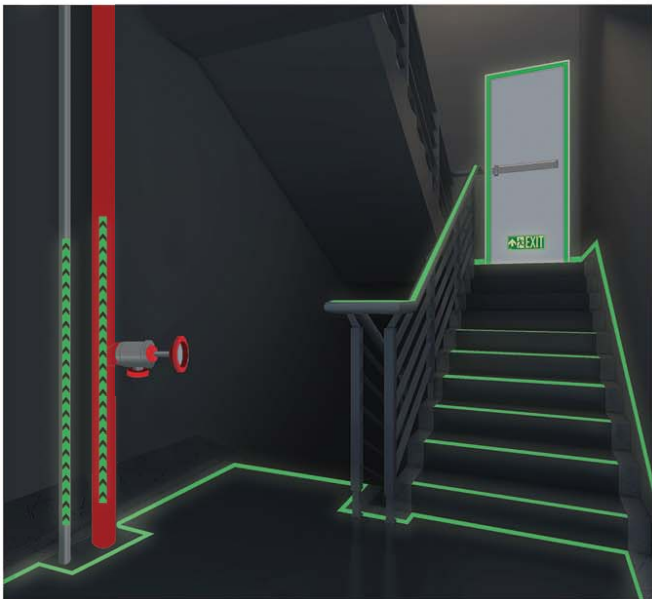
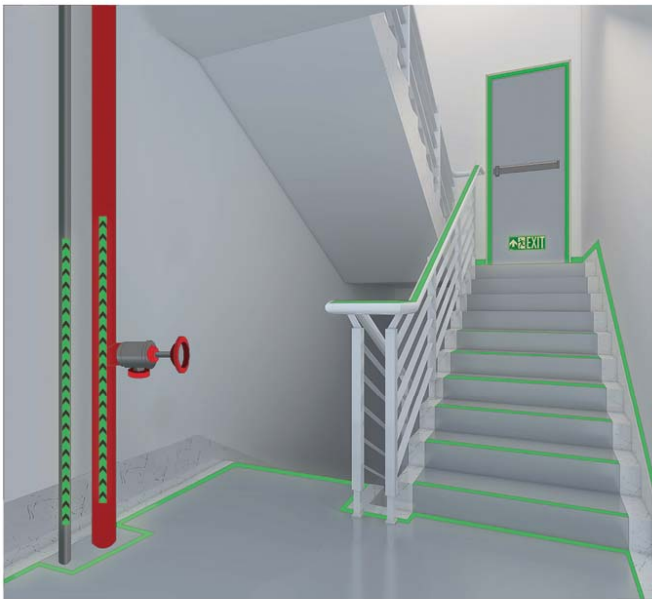
INTERIOR SIGNAGE PACKAGE 25

Interior Signage Package
Identification Signage



26 INTERIOR SIGNAGE PACKAGE

Interior Signage Package
Regulatory Fire Safety







COPY AND FAX TO CAPITAL SIGNS
FAX : 212 - 564 - 4860
For Assistance Or Information Call 212-564-1185

YOUR COMPANY NAME:	
BILLING ADDRESS:	

PROJECT NAME:	
DELIVERY ADDRESS:	
PROJECT MANAGER:	
SITE TEL:	
JOB #:	

SIGN/S FROM CATALOG			
SIGN#	QTY	COMMENT/S	MATERIAL
			ALUMINUM
			<input type="checkbox"/> THIN-GAGE
			<input type="checkbox"/> ENGINEERING GRADE
			PLASTIC
			<input type="checkbox"/> COROPLAST
			<input type="checkbox"/> PLEXIGLAS
			<input type="checkbox"/> POLYCARBONATE SHEET
			LAMINATED PANELS
			<input type="checkbox"/> MDO PLYWOOD
			<input type="checkbox"/> DORA-BOND

CUSTOM SIGN/S
PLEASE INCLUDE COLOR/S QTY AND SIZE. SKETCH IN THE BOX

CAPITAL SIGNS

25 YEARS EXPERIENCE IN SERVING THE CONSTRUCTION INDUSTRY WE ARE ALSO A **FULL SERVICE SIGN COMPANY**



Need a CUSTOM LEGEND?
Call Us, We Can Make It!
212-564-1185
Don't SEE IT?
Call Us, We Can Get It!



TEL : 212-564-1185

FAX : 212-564-4860

www.capitalsignsnny.com
signs@capitalsignsnny.com

**CAPITAL
SIGNS**